1 SP

Simple Pared
Single Wall
Simple Paroi

Ø80 - 400

1 Sombreros: antilluvia, antiretorno, giratorio, salida libre, pico flauta, salida horizontal y salida vertical
Caps: rain cap, non-return cap, wind directional cap, outlet cone, flute peak cap, horizontal outlet cap and vertical outlet cap
Chapeaux: pare-pluie, anti-refoulement, aspirateur, cône de finition, de flûte, sortie horizontale et sortie verticale.

2 Terminal de obra
End piece
Solin toit

3 Módulo lineal 1.000 mm, 500 mm, 250 mm
Linear module 1.000 mm, 500 mm, 250 mm
Élément droit 1.000 mm, 500 mm, 250 mm

4 Abrazadera araña y abrazadera descenso
Spider bracket and chimney-lowering bracket
Bride araignée et collier de descente

5 Abrazadera mural interior y abrazadera forjado
Interior wall bracket and ceiling bracket
Bride mural intérieur et collier support plancher

6 Codos 15º, 30º, 45º, 87º
Elbows 15º, 30º, 45º, 87º
Coudes 15º, 30º, 45º, 87º

7 Te 90º, te 135º, rosetón
"T" piece 90º, "T" piece 135º, rosette
Té 90º, té 135º, rosace

8 Te inspección con tapa
Inspection module with cap
Té inspection avec trappe

9 Soporte mural universal con escuadras
Universal wall support with squares
Support mural universal avec équerres

10 Tapa purga
Purge cap
Tampon purge

11 Adaptadores: caldera, macho-macho, hembra-hembra y SP-DP
Adapters: boiler, male-male, female-female and SW-DW
Adaptateurs : chaudière, mâle-mâle, femelle-femelle et SP-DP

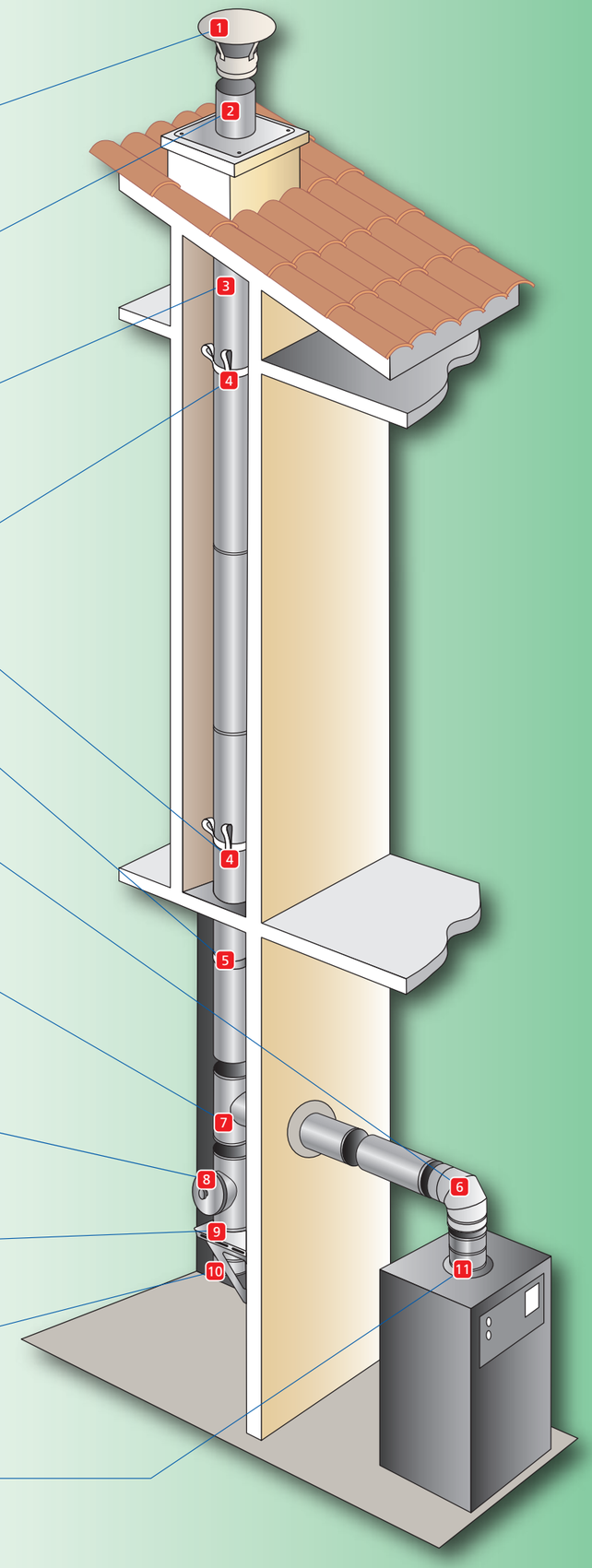

CE Especificaciones de acuerdo a la legislación europea en productos de construcción **CPR**
Specifications according to EU product regulations of construction **CPR**
*Spécifications Selon la réglementation européenne concernant les produits de construction **CPR***

Grosor / Thickness / *Épaisseur*		
	ø80-250	**0,4 mm**
	ø300-400	**0,5 mm**

AISI **304**
(1.4301) **2R**

EN 1856-1
T200 P1 W Vm L20040 O(30)*
T200 N1 W Vm L20040 O(30)
T300 N1 W Vm L20040 O(75)

EN 1856-2
T200 P1 W Vm L20040 O(30)M*
T200 N1 W Vm L20040 O(30)M
T600 N1 W Vm L20040 G(600)M

AISI **316L**
(1.4404) **2R**

EN 1856-1
T200 P1 W V2 L50040 O(30)*
T200 N1 W V2 L50040 O(30)
T300 N1 W V2 L50040 O(75)

EN 1856-2
T200 P1 W V2 L50040 O(30)M*
T200 N1 W V2 L50040 O(30)M
T600 N1 W V2 L50040 G(600)M

Notas: | *Notes:*

Para diámetros superiores a Ø300 mm, la distancia a los materiales combustibles se debe incrementar mediante un coeficiente.
For diameters more than Ø300 mm, the distance to combustible materials must be increased by a coefficient.
Pour les diamètres supérieurs à Ø300 mm, la distance par rapport aux matériaux combustibles doit être augmentée par un coefficient.

XX Distancia | Distance: x1,5 (Ø350-400)

*** Para cumplir con esta designación todos los elementos deben estar instalados con juntas, consulte la página 26-27. Para saber el número de juntas, consulte la página 174.**
* To comply with this designation, all elements must be installed with gaskets, see page 26-27. For the number of gaskets, see page 174.
** Pour respecter cette désignation, tous les éléments doivent être installés avec des joints, voir page 26-27. Unités de joints par élément, voir page 174.*

Para el resto de elementos, la junta es opcional.
For all other elements, the gasket is optional.
Pour tous les autres éléments, le joint est optionnel.

** **ø80 - 100**
Junta incluida.
Gasket included.
Joint inclus.

SP
Ø80-400

Simple Pared | Single Wall | *Simple Paroi*

fabricado en: | made of: | *fabriquée en:* | **AISI 304 & AISI 316L 2R** (Brillante | Bright | *Brillant*)

Módulo lineal y extensible
Linear and extendable module
Élément droit et télescopique

Referencia Reference *Référence*	Ref.	2700199	Unidad de embalaje Packaging unit *Unités par emballage*
Precio unidad € Unit price, € *Prix unité €*	€ U.	6	

** ø80 - 100 — Junta incluida. Gasket included. *Joint inclus.* x1

Módulo lineal | Linear module | *Élément droit*

ØD mm		80	100	110	125	130	139	150	153	180	200	230	250	300	350	400
L 1000 mm																
AISI 304	Ref.	2700475	2700044	4022225	4013882	2700130	4021336	2700199	4021339	2700250	2700308	4007270	2700368	2700413	2700436	2700448
	€ U.	6	6	6	6	6	6	6	6	6	2	1	1	1	1	1
AISI 316L	Ref.	4600000**	4600001**	4019524	4016243	4008382	4021664	4009355	4021632	4009356	4009357	4009358	4009359	4009360	4009361	4009362
	€ U.	6	6	6	6	6	6	6	6	6	2	1	1	1	1	1
L 500mm																
AISI 304	Ref.	2700474	2700043	4022224	4013494	2700129	4021337	2700198	4021343	2700249	2700307	4007271	2700367	2700412	2700619	2700447
	€ U.	4	4	4	4	4	4	4	4	4	2	1	1	1	1	1
AISI 316L	Ref.	4600020**	4600021**	4019523	4016244	4014912	4021669	4014981	4021633	4016245	4014390	4016246	4013700	4015434	4016247	4016248
	€ U.	4	4	4	4	4	4	4	4	4	2	1	1	1	1	1
L 250 mm																
AISI 304	Ref.	2700473	2700042	4022223	4013493	2700128	4021338	2700197	4021344	2700248	2700306	4007422	2700366	2700411	2700435	2700446
	€ U.	4	4	4	4	4	4	4	4	4	2	1	1	1	1	1
AISI 316L	Ref.	4600030**	4016229**	4019522	4016230	4015437	4021670	4016231	4021634	4016232	4014829	4016233	4016234	4015551	4016235	4016236
	€ U.	4	4	4	4	4	4	4	4	4	2	1	1	1	1	1

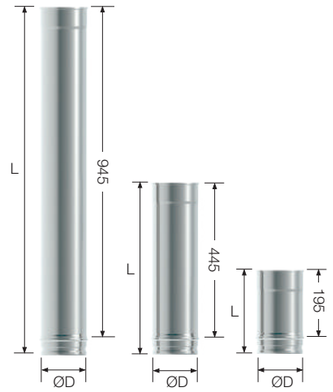

Módulo extensible | Extendable module | *Élément télescopique*

ØD mm		80	100	110	125	130	139	150	153	180	200	230	250	300	350	400
Lmin 500 mm - Lmax 900 mm																
AISI 304	Ref.	4022230	4022231	4022232	4013522	2700127	4021348	2700636	4021351	2700982	2700304	4022351	2700616	2700594	4008023	4009335
	€ U.	2	2	2	2	2	2	2	2	2	2	1	1	1	1	1
AISI 316L	Ref.	4600070**	4600071**	4022301	4016650	4016652	4021673	4016653	4021637	4015914	4014801	4022352	4016654	4016655	4016656	4016657
	€ U.	2	2	2	2	2	2	2	2	2	2	1	1	1	1	1
Lmin 335 mm - Lmax 565 mm																
AISI 304	Ref.	2700788	2700041	4022229	4013521	2700126	4021347	2700196	4021350	2700246	2700302	4007710	2700364	2700410	2700434	2700444
	€ U.	2	2	2	2	2	2	2	2	2	2	1	1	1	1	1
AISI 316L	Ref.	4010847**	4016643**	4019526	4016644	4014503	4021672	4014982	4021636	4016645	4014389	4016646	4014983	4016647	4016648	4016649
	€ U.	2	2	2	2	2	2	2	2	2	2	1	1	1	1	1
Lmin 200 mm - Lmax 300 mm																
AISI 304	Ref.	4015157	4012190	4022228	4013506	4007937	4021346	4008146	4021349	4008147	2700305	4012710	4007466	4015158	4015159	4015160
	€ U.	2	2	2	2	2	2	2	2	2	2	1	1	1	1	1
AISI 316L	Ref.	4600060**	4600061**	4019525	4016634	4016635	4021671	4016636	4021635	4016637	4014802	4016638	4016639	4015537	4016640	4016642
	€ U.	2	2	2	2	2	2	2	2	2	2	1	1	1	1	1

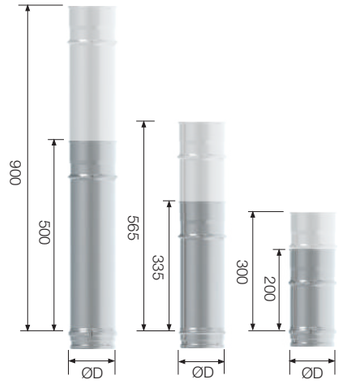

SP
Ø80-400

Simple Pared | Single Wall | *Simple Paroi*

fabricado en: | made of: | *fabriquée en:* | **AISI 304 & AISI 316L 2R** (Brillante | Bright | *Brillant*)

Referencia / Reference / *Référence*: Ref. 2700631
Precio unidad € / Unit price, € / *Prix unité €*: € U. 4
Unidad de embalaje / Packaging unit / *Unités par emballage*

** ø80 - 100 — Junta incluida. Gasket included. *Joint inclus.* x1

Codo | Elbow | *Coude* 15° *

ØD mm		80	100	110	125	130	139	150	153	180	200	230	250	300	350	400
AISI 304	Ref.	4022332	4022333	4022334	4022335	4022336	4022337	4022338	4022339	4022340	4022341	4022342	4022343	4022344	4022345	4025190
	€ U.	4	4	4	4	4	4	4	4	4	4	1	1	1	1	1
AISI 316L	Ref.	4019654**	4019656**	4019658	4020155	4019659	4022347	4019660	4022348	4019661	4019662	4020156	4019663	4019664	4019665	4025191
	€ U.	4	4	4	4	4	4	4	4	4	4	1	1	1	1	1
Especificaciones técnicas | Technical specifications | *Spécifications techniques*																
H		21	21	21	22	22	22	22	22	23	23	23	24	25	25	26
V		114	117	118	120	121	122	123	124	127	130	133	136	142	149	155

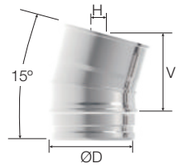

* Ver esquema de montaje en la página 178
See assembly diagram on page 178
Voir schéma de montage en page 178

Codo | Elbow | *Coude* 30° *

ØD mm		80	100	110	125	130	139	150	153	180	200	230	250	300	350	400
AISI 304	Ref.	4014431	4018796	4022349	4013535	4007665	9021368	2700631	4021372	2700981	4007664	4009540	2700355	4008150	4009541	4028109
	€ U.	4	4	4	4	4	4	4	4	4	4	1	1	1	1	1
AISI 316L	Ref.	4015623**	4019645**	4019531	4016557	4016558	4021651	4014976	4021655	4016559	4014979	4016560	4014980	4016561	4016562	4029513
	€ U.	4	4	4	4	4	4	4	4	4	4	1	1	1	1	1
Especificaciones técnicas | Technical specifications | *Spécifications techniques*																
H		43	44	45	46	46	47	48	48	50	51	53	54	58	61	64
V		111	117	119	123	124	126	129	130	136	141	148	153	166	178	191

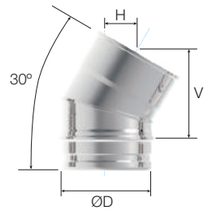

* Ver esquema de montaje en la página 178
See assembly diagram on page 178
Voir schéma de montage en page 178

Codo | Elbow | *Coude* 45° *

ØD mm		80	100	110	125	130	139	150	153	180	200	230	250	300	350	400
AISI 304	Ref.	2700468	2700036	4022350	4013536	2700122	4021369	2700191	4021374	2700242	2700296	4007272	2700356	2700404	2700432	2700443
	€ U.	4	4	4	4	4	4	4	4	4	4	1	1	1	1	1
AISI 316L	Ref.	4600080**	4600081**	4019532	4016563	4014913	4021652	4014984	4021656	4016564	4014388	4016565	4014985	4015041	4013096	4016566
	€ U.	4	4	4	4	4	4	4	4	4	4	1	1	1	1	1
Especificaciones técnicas | Technical specifications | *Spécifications techniques*																
H		63	66	67	69	70	71	73	73	76	79	83	86	93	100	107
V		116	123	126	131	133	136	140	141	149	156	167	173	191	208	225

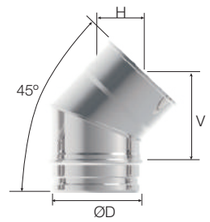

* Ver esquema de montaje en la página 178
See assembly diagram on page 178
Voir schéma de montage en page 178

Codo | Elbow | *Coude* 87°

ØD mm		80	100	110	125	130	139	150	153	180	200	230	250	300	350	400
AISI 304	Ref.	2700469	2700037	9022075	4013537	2700123	9021370	2700192	4021375	2700243	2700298	4022284	2700358	2700405	2700433	2700635
	€ U.	4	4	4	4	4	4	4	4	4	4	1	1	1	1	1
AISI 316L	Ref.	4600090**	4600091**	4019533	4016567	4014915	4021653	4010654	4021657	4016556	4014800	4022285	4014986	4015433	4016568	4016569
	€ U.	4	4	4	4	4	4	4	4	4	4	1	1	1	1	1
Especificaciones técnicas | Technical specifications | *Spécifications techniques*																
H		91	100	105	112	115	119	124	125	137	147	161	170	194	218	242
V		138	148	153	161	163	168	173	175	187	197	212	222	247	272	297

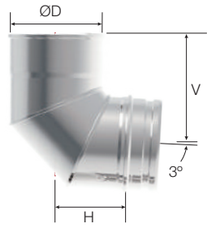

Codo con soporte | Elbow with bracket | *Coude avec support* 87°

ØD mm		80	100	110	125	130	139	150	153	180	200	230	250	300	350	400
AISI 316L	Ref.	4019930**	4019931**	4019932	4022288	4019933	4022290	4019934	4022292	4019935	4019936	4022295	4019937	4019938	4019939	4019940
	€ U.	4	4	4	4	4	4	4	4	4	4	1	1	1	1	1
Especificaciones técnicas | Technical specifications | *Spécifications techniques*																
H		98	108	113	120	123	127	133	134	147	157	172	182	207	232	257
V1		133	143	148	155	157	161	167	168	180	189	204	213	237	260	284
V2		191	211	221	236	241	250	263	266	291	311	341	359	409	459	509
A		96	112	120	132	136	143	158	160	180	196	220	239	279	319	359

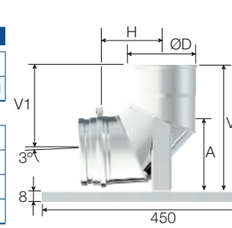

Simple Pared | Single Wall | *Simple Paroi*

fabricado en: | made of: | *fabriquée en:* | **AISI 304 & AISI 316L 2R** (Brillante | Bright | *Brillant*)

Referencia / Reference / *Référence*	Ref.	4019934
Precio unidad € / Unit price, € / *Prix unité €*	€ U.	4

Unidad de embalaje / Packaging unit / *Unités par emballage*

** ø80 - 100 — Junta incluida. Gasket included. *Joint inclus.* x1

Adaptador caldera | Boiler adapter | *Adaptateur chaudière*

ØD mm		80	100	110	125	130	139	150	153	180	200	230	250	300	350	400
AISI 304	Ref.	2700463	2700031	4022439	4013911	2700116	4021393	2700185	4021397	2700237	2700291	4022443	2700732	2700399	4030562	4029553
	€ U.	4	4	4	4	4	4	4	4	4	4	1	1	1	1	1
AISI 316L	Ref.	4010848**	4016593**	4022442	4016594	4016595	4021684	4016596	4021663	4016597	4016598	4022445	4016599	4016600	4030563	4029555
	€ U.	4	4	4	4	4	4	4	4	4	4	1	1	1	1	1

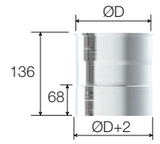

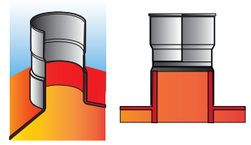

Adaptador caldera antihollín | Anti-soot boiler adapter | *Adaptateur chaudière anti-bistre*

ØD mm		80	100	110	125	130	139	150	153	180	200	230	250	300	350	400
AISI 316L	Ref.	-	4025397	4025399	4025400	4025401	4025402	4025403	4025405	4025406	4025407	4025408	4025409	-	-	-
	€ U.	-	4	4	4	4	4	4	4	4	4	1	1	-	-	-
Especificaciones técnicas | Technical specifications | *Spécifications techniques*																
ØDi		-	80	90	105	110	119	132	133	158	178	208	228	-	-	-
ØDe		-	102	112	127	132	141	152	155	182	202	232	252	-	-	-

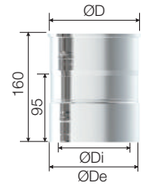

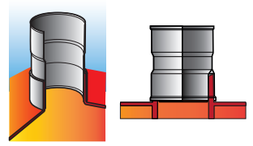

Adaptador SP - DP | SW - DW Adapter | *Adaptateur SP - DP*

ØD mm		80	100	110	125	130	139	150	153	180	200	230	250	300	350	400
AISI 304	Ref.	4007484	2700013	4022451	4013792	2700092	4021394	2700160	4021398	2700213	2700262	-	2700322	2700825	4008960	4027340
	€ U.	1	1	1	1	1	1	1	1	1	1	-	1	1	1	1
AISI 316L	Ref.	4700545**	4700546**	4022452	4016602	4015766	4021685	4014568	4021665	4015915	4014579	-	4014569	4023385	4014405	4028927
	€ U.	1	1	1	1	1	1	1	1	1	1	-	1	1	1	1

Adaptador Macho - Macho | Male - Male Adapter | *Adaptateur Mâle - Mâle*

ØD mm		80	100	110	125	130	139	150	153	180	200	230	250	300	350	400
AISI 304	Ref.	2700465	2700033	4022478	4013912	2700119	4021395	2700188	4021399	2700239	2700293	2700525	2700352	2700401	4008295	4011679
	€ U.	4	4	4	4	4	4	4	4	4	4	1	1	1	1	1
AISI 316L	Ref.	4010845**	4016603**	4022479	4016604	4016605	4021686	4014994	4021667	4016606	4016607	4016608	4016609	4016610	4016611	4040015
	€ U.	4	4	4	4	4	4	4	4	4	4	1	1	1	1	1

Adaptador Hembra - Hembra | Female - Female Adapter | *Adaptateur Femelle - Femelle*

ØD mm		80	100	110	125	130	139	150	153	180	200	230	250	300	350	400
AISI 304	Ref.	2700464	2700032	4022476	4013913	2700118	4021396	2700187	4021400	2700238	2700292	4014532	2700351	2700400	2700431	4009297
	€ U.	4	4	4	4	4	4	4	4	4	4	1	1	1	1	1
AISI 316L	Ref.	4009592**	4015046**	4022477	4016612	4016613	4021687	4014990	4021668	4016614	4016615	4022480	4016616	4016617	4016618	4040016
	€ U.	4	4	4	4	4	4	4	4	4	4	1	1	1	1	1

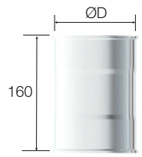

Paso mural | Wall bushing | *Traversée de mur*

ØD mm		80	100	110	125	130	139	150	153	180	200	230	250	300	350	400
AISI 316L	Ref.	4019781**	4019782**	4019783	-	4019784	-	4019785	-	4019786	4019787	-	4019788	4019789	4019790	-
	€ U.	4	4	4	-	4	-	4	-	4	4	-	1	1	1	-

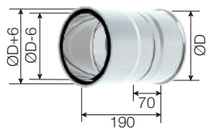

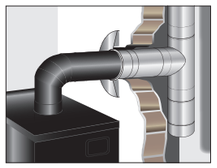

SP
Ø80-400

Simple Pared | Single Wall | *Simple Paroi*

fabricado en: | made of: | *fabriquée en:* | **AISI 304 & AISI 316L 2R** (Brillante | Bright | *Brillant*)

Referencia / Reference / *Référence*	Ref.	4022168
Precio unidad € / Unit price, € / *Prix unité €*	€ U.	2

Unidad de embalaje / Packaging unit / *Unités par emballage*

** ø80 - 100 — Junta incluida. Gasket included. *Joint inclus.* x1

Te y tapa / "T" Piece and cap / *Té et tampon*

Te | "T" piece | *Té* 90° *

ØD mm		80	100	110	125	130	139	150	153	180	200	230	250	300	350	400
AISI 304	Ref.	4022162	4022163	4022164	4022165	4022166	4022167	4022168	4022169	4022171	4022172	4022173	4022174	4022221	2700978	4009296
	€ U.	3	3	3	3	3	2	2	2	2	2	1	1	1	1	1
AISI 316L	Ref.	4022035**	4022036**	4019527	4022037	4022038	4022039	4022040	4022041	4022042	4022043	4022045	4022047	4022048	4022049	4022051
	€ U.	3	3	3	3	3	2	2	2	2	2	1	1	1	1	1
Especificaciones técnicas | Technical specifications | *Spécifications techniques*																
V		75	85	90	100	100	100	117	117	126	136	151	161	201	211	236
H		90	100	105	113	115	120	125	127	139	149	164	174	199	224	249
L		193	213	223	243	243	243	276	276	293	313	343	363	443	463	513

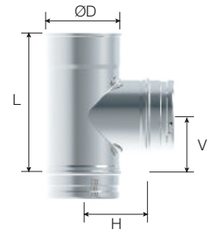

* No incluye tapas
No caps included
Tampons non compris

Te | "T" Piece | *Té* 93° *

ØD mm		80	100	110	125	130	139	150	153	180	200	230	250	300	350	400
AISI 304	Ref.	4019580	4019581	4022195	4019582	4019583	4022196	4019584	4022197	4019585	4019586	4019587	4019588	4019589	4019590	4019591
	€ U.	3	3	3	3	3	2	2	2	2	2	1	1	1	1	1
AISI 316L	Ref.	4022073**	4022074**	9022076	9022077	4022078	4022079	4022080	4022081	4022082	4022083	4022084	4022085	9022086	4022087	4022088
	€ U.	3	3	3	3	3	2	2	2	2	2	1	1	1	1	1
Especificaciones técnicas | Technical specifications | *Spécifications techniques*																
V		70	80	85	94	94	94	110	110	118	127	142	151	190	198	222
H		92	103	108	116	119	123	129	131	144	154	170	181	207	233	259
L		193	213	223	243	243	243	276	276	293	313	343	363	443	463	513



* No incluye tapas
No caps included
Tampons non compris

Te | "T" Piece | *Té* 135° *

ØD mm		80	100	110	125	130	139	150	153	180	200	230	250	300	350	400
AISI 304	Ref.	4022237	4022238	4022239	4022240	4022242	4022243	4022244	4022245	4018147	4022246	4022247	4022248	4011126	4022249	4011173
	€ U.	2	2	2	2	2	2	2	2	2	2	1	1	1	1	1
AISI 316L	Ref.	4022250**	4022251**	4019528	4022254	4022255	4022256	4022257	4022259	4022262	4022264	4022265	4022269	4022271	4022272	4022273
	€ U.	2	2	2	2	2	2	2	2	2	2	1	1	1	1	1
Especificaciones técnicas | Technical specifications | *Spécifications techniques*																
V		21	28	32	37	39	42	46	47	56	63	73	80	98	116	133
H		111	128	137	149	154	161	171	173	195	212	237	254	297	340	382
L		227	256	270	291	298	311	326	331	366	394	437	465	536	606	677

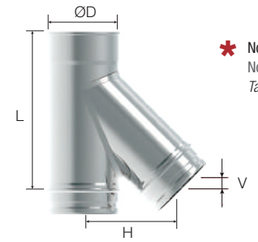

* No incluye tapas
No caps included
Tampons non compris

Te base con tapa | Base "T" Piece with cap | *Té base avec tampon* 90°

ØD mm		80	100	110	125	130	139	150	153	180	200	230	250	300	350	400
AISI 316L	Ref.	4600100**	4600101**	-	4034949	4034950	-	4034951	-	4034952	4034953	-	-	-	-	-
	€ U.	1	1	-	1	1	-	1	-	1	1	-	-	-	-	-
Especificaciones técnicas | Technical specifications | *Spécifications techniques*																
A		93	103	-	115	118	-	128	-	142	152	-	-	-	-	-
L		237	237	-	245	272	-	287	-	320	337	-	-	-	-	-

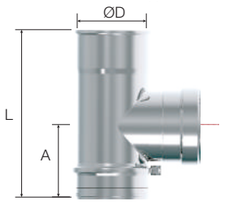

Tapa | Cap | *Tampon*

Ø80-Ø130

Ø139-Ø400

ØD mm		80	100	110	125	130	139	150	153	180	200	230	250	300	350	400
AISI 316L	Ref.	4010844	4015924	4019529	4015926	4015927	4021676	4014992	4021642	4015928	4014991	4016288	4014993	4015953	4015929	4015930
	€ U.	4	4	4	4	4	4	4	4	4	4	1	1	1	1	1

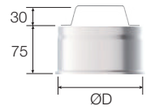

Tapa purga | Condensate cap | *Tampon récupérateur condensats*

ØD mm		80	100	110	125	130	139	150	153	180	200	230	250	300	350	400
AISI 316L	Ref.	4015544**	4015955**	4019530	4015932	4014506	4021677	4015057	4021643	4015933	4014393	4022403	4014923	4015554	4015934	4015935
	€ U.	4	4	4	4	4	4	4	4	4	4	1	1	1	1	1
Especificaciones técnicas | Technical specifications | *Spécifications techniques*																
ØG		1/2"	1/2"	1/2"	1/2"	1/2"	1/2"	1/2"	1/2"	3/4"	3/4"	3/4"	3/4"	3/4"	1"	1"

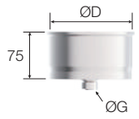

Sifón | Siphon | *Siphone*

Ref.	4030741
€ U.	1

max. 160° C

Regulador de tiro / Draft regulator / *Modérateur de tirage*

Regulador de tiro | Draft regulator | *Modérateur de tirage*

DR/U 150

DR/S 100

DR/S 150

DR/S 180

ØD mm		80	100	110	125	130	139	150	153	180	200	230	250
						DR/U 150							
AISI 304	Ref.	-	-	-	-	4025655	4025702	4025656	4025703	4025657	-	-	-
	€ U.	-	-	-	-	1	1	1	1	1	-	-	-
		DR/S 100				DR/S 150			DR/S 180				
AISI 304	Ref.	4025716	4025717	4025718	4025719	4025720	4025721	4025722	4025723	4025724	4025725	4025726	4025727
	€ U.	1	1	1	1	1	1	1	1	1	1	1	1

Montaje del moderador de tiro
Draft regulator assembly
Montage du modérateur de tirage

1 Montado en una Te de 90º. Vea la ilustración
Mounted on a 90º "T" Piece. See the image
Se monte sur un Té 90º. Voir illustration

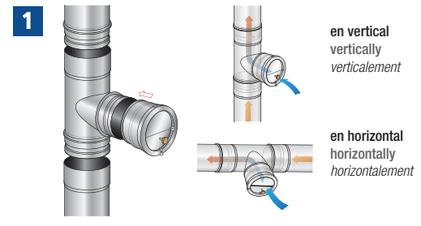

SP
Ø80-400

Simple Pared | **Single Wall** | ***Simple Paroi***

fabricado en: | made of: | *fabriquée en:* | **AISI 304 & AISI 316L 2R** (Brillante | Bright | *Brillant*)

Referencia Reference *Référence*	Ref.	4019693
Precio unidad € Unit price, € *Prix unité €*	€ U.	1

Unidad de embalaje
Packaging unit
Unités par emballage

** ø80 - 100 — Junta incluida. Gasket included. *Joint inclus.* x1

Tapa | Cap | *Tampon*

Tapa purga lateral | Lateral purge cap | *Tampon récupérateur condensats laterale*

ØD mm		80	100	110	125	130	139	150	153	180	200	230	250	300	350	400
AISI 316L	Ref.	4019678**	4019680**	4019691	4022405	4019692	4022406	4019693	4022407	4019694	4019695	4022408	4019696	4019697	4019698	4035156
	€ U.	1	1	1	1	1	1	1	1	1	1	1	1	1	1	1
Especificaciones técnicas | Technical specifications | *Spécifications techniques*																
	ØG	1/2"	1/2"	1/2"	1/2"	1/2"	1/2"	1/2"	1/2"	3/4"	3/4"	3/4"	3/4"	3/4"	3/4"	1"

Módulo purga lateral | Lateral purge module | *Module récupérateur condensats latérale*

ØD mm		80	100	110	125	130	139	150	153	180	200	230	250	300	350	400
AISI 316L	Ref.	4020210**	4020211**	-	4020212	4020213	-	4020214	-	4020215	4020216	4020217	4020218	4020219	4020220	4020221
	€ U.	1	1	-	1	1	-	1	-	1	1	1	1	1	1	1
Especificaciones técnicas | Technical specifications | *Spécifications techniques*																
	ØG	1/2"	1/2"	-	1/2"	1/2"	-	1/2"	-	3/4"	3/4"	3/4"	3/4"	3/4"	3/4"	1"

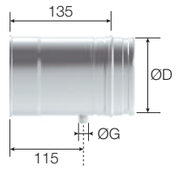

Módulo de inspección | Inspection module | *Module d'inspection*

Módulo de limpieza oval con tapa | Oval cleaning module with cap | *Module ramonage ovale avec trappe* *

ØD mm		80	100	110	125	130	139	150	153	180	200	230	250	300	350	400
AISI 316L	Ref.	-	4017160**	-	-	4017162	-	-	-	-	4017165	-	-	-	-	-
	€ U.	-	1	-	-	1	-	-	-	-	1	-	-	-	-	-

* **Disponible hasta fin de existencias.**
Available until stocks last.
Jusqu'à épuisement des stocks.

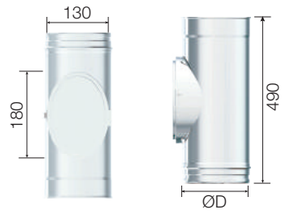

Módulo de inspección | Inspection module | *Module inspection*

ØD mm		80	100	110	125	130	139	150	153	180	200	230	250	300	350	400
AISI 304	Ref.	4021835	4021836	4021837	4021838	4021839	4022279	4021840	4022280	4021841	4021842	4021843	4021844	4021845	4021846	4029517
	€ U.	1	1	1	1	1	1	1	1	1	1	1	1	1	1	1
AISI 316L	Ref.	4020116**	4020117**	4020118	4020157	4020119	4022281	4020120	4022282	4020121	4020122	4020158	4020123	4020124	4020125	4029516
	€ U.	1	1	1	1	1	1	1	1	1	1	1	1	1	1	1
Especificaciones técnicas | Technical specifications | *Spécifications techniques*																
	L	193	213	223	243	243	243	276	276	293	313	343	363	443	463	
	* ØT	80	100	110	130	130	140	150	150	180	200	200	250	300	300	300

* **No incluye tapas.**
Escoger tapa del mismo ØT según tabla.
No caps included.
Choose cap of the same ØT according to table.
Tampons non compris.
Choisir un tampon de même ØT selon tableau.

Codo inspección | Inspection elbow | *Coude inspection* **87º**

ØD mm		80	100	110	125	130	139	150	153	180	200	230	250	300	350	400
AISI 316L	Ref.	4024385**	4024387**	-	4024390	4024391	-	4024392	-	4024393	4024394	-	4024395	4017353	4033096	4033097
	€ U.	1	1	-	1	1	-	1	-	1	1	-	1	1	1	1
Especificaciones técnicas | Technical specifications | *Spécifications techniques*																
	H	154	166	-	181	184	-	197	-	214	226	-	256	287	318	348
	V	119	132	-	148	152	-	165	-	182	195	-	228	260	292	325
	* ØT	80	100	-	130	130	-	150	-	180	200	-	250	300	300	300

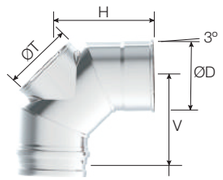

Tapa | Cover | *Trappe*

Tapa de inspección | Inspection cover | *Trappe d'inspection*

200º / 200 Pa

Resistente a condensados
Condensate-resistant
Résistant aux condensats

450º / 40 Pa

Para combustibles sólidos
For solid fuels
Pour combustibles solides

ØD mm		80	100	110	125	130	139	150	153	180	200	230	250	300	350	400
		200º C / 200 Pa														
Ref.		5003265	5003266	5004391	5003267	5003267	5004392	5003268	5003268	5003269	5003270	5003270	5003271	5003272	5003272	5003272
€	U.	1	1	1	1	1	1	1	1	1	1	1	1	1	1	1
		450º C / 40 Pa														
Ref.		5003391	5003392	5004389	5003393	5003393	5004390	5003394	5003394	5003395	5003396	5003396	5003397	5003398	5003398	5003398
€	U.	1	1	1	1	1	1	1	1	1	1	1	1	1	1	1

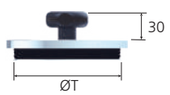

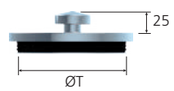

Módulo | Module | *Module*

Módulo analizador gas | Gas analyzer module | *Module analyseur de gaz*

ØD mm		80	100	110	125	130	139	150	153	180	200	230	250	300	350	400
AISI 304	Ref.	2700472	2700040	-	4013894	2700125	-	2700195	-	2700245	2700301	-	2700363	2700409	2700804	2700805
	€ U.	1	1	-	1	1	-	1	-	1	1	-	1	1	1	1
AISI 316L	Ref.	4010846**	4011364**		2700806	4014502		4019105		2700810	4016097		2700812	2700813	2700814	2700815
	€ U.	1	1	-	1	1	-	1	-	1	1	-	1	1	1	1

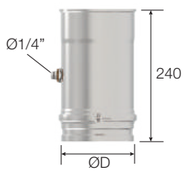

Pirómetro | Pyrometer | *Pyromètre*

0-500ºC

Ref.	2500297
€ U.	1

SP
Ø80-400

Simple Pared | **Single Wall** | ***Simple Paroi***

fabricado en: | made of: | *fabriquée en:* | **AISI 304 & AISI 316L 2R** (Brillante | Bright | *Brillant*)

Referencia Reference *Référence*	Ref.	4016719	Unidad de embalaje Packaging unit *Unités par emballage*
Precio unidad € Unit price, € *Prix unité €*	€ U.	1	

** ø80 - 100 — Junta incluida. Gasket included. *Joint inclus.* x1

Módulo | Module | *Module*

Módulo analizador gas y temperatura | Gas and temperature analyzer module | *Module analyseur de gaz et de température*

	ØD mm	80	100	110	125	130	139	150	153	180	200	230	250	300	350	400
AISI 304	Ref.	4016715	4016716	-	4016717	4016718	-	4016719	-	4016720	4016721	-	4016722	4016723	4016724	4016725
	€ U.	1	1	-	1	1	-	1	-	1	1	-	1	1	1	1
AISI 316L	Ref.	4017170**	4017171**	-	4017172	4017173	-	4017174	-	4017175	4017177	-	4017178	4017179	4017180	4017181
	€ U.	1	1	-	1	1	-	1	-	1	1	-	1	1	1	1

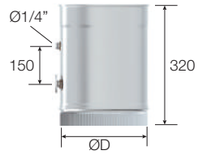

Pirómetro incluido
Pyrometer included
Pyromètre inclus

0-500ºC

Fijación al suelo | Floor fastening | *Fixation au sol*

1 Tapa condensación | Condensate cap | *Tampon récupérateur condensats*

	ØD mm	80	100	110	125	130	139	150	153	180	200	230	250	300	350	400
AISI 316L	Ref.	4027439**	4027440**	4027441	4027442	4027443	4027444	4027445	4027446	4027447	4027448	4027449	4027450	4027451	4027452	4027453
	€ U.	1	1	1	1	1	1	1	1	1	1	1	1	1	1	1
Especificaciones técnicas | Technical specifications | *Spécifications techniques*																
	ØG	1/2"	1/2"	1/2"	1/2"	1/2"	3/4"	3/4"	3/4"	3/4"	3/4"	3/4"	3/4"	3/4"	1"	1"

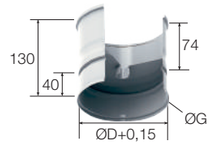

Sifón | Siphon | *Siphone*

Ref.	4030741
€ U.	1

max. 160º C

2 Tubo recortable | Cut-out piping | *Élément recoupable* **500 mm, 1000 mm**

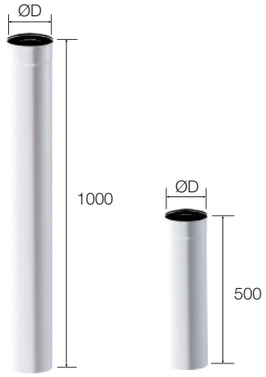

	ØD mm	80	100	110	125	130	139	150	153	180	200	230	250	300	350	400
	L 1000 mm															
AISI 304	Ref.	4019893	4019894	4027456	4019895	4019895	4027457	4019896	4019896	4019897	4019898	4019899	4019900	4019901	4022057	4022058
	€ U.	1	1	1	1	1	1	1	1	1	1	1	1	1	1	1
	L 500 mm															
AISI 304	Ref.	4019883	4019884	4027454	4019885	4019885	4027455	4019886	4019886	4019887	4019888	4019889	4019890	4019891	4022050	4022056
	€ U.	1	1	1	1	1	1	1	1	1	1	1	1	1	1	1

Alternativas de montaje de la base inicial
Alternative floor base mounting
Possibilités de montage de la plaque de départ au sol

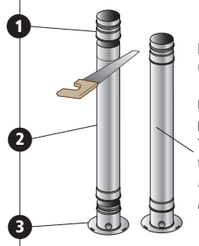

Montaje | Mounting | *Montage* **1**
Con tubo recortable | With cut-out piping | *Avec tuyau recoupable*

El tubo recortable puede ser cortado a medida para que encaje perfectamente entre el suelo y la te de conexión a la caldera.
The cut-out piping can be cut to size for correct fitting between the floor and the boiler connection "T" Piece
L'élément recoupable peut être coupé sur mesure pour s'emboîter parfaitement entre le sol et le té de raccordement à la chaudière.

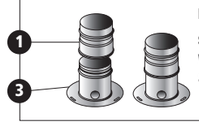

Montaje | Mounting | *Montage* **2**
Sin tubo recortable
Without cut-out piping
Sans élément recoupable

3 Base inicial con salida lateral | Floor base with lateral outlet | *Plaque de départ avec sortie latérale*

	ØD mm	80	100	110	125	130	139	150	153	180	200	230	250	300	350	400
AISI 304	Ref.	4021877	4027432	4027433	4021875	4021875	4027434	4021876	4021876	4019971	4019973	4019974	4019975	4019977	4019978	4022033
	€ U.	1	1	1	1	1	1	1	1	1	1	1	1	1	1	1

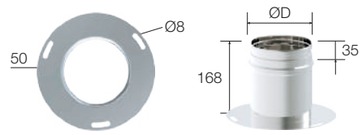

Soporte | Support | *Support*

Soporte forjado | Ceiling support | *Plaque plancher*

	ØD mm	80	100	110	125	130	139	150	153	180	200	230	250	300	350	400
AISI 304	Ref.	2700974	2700967	4022028	4013905	2700968	4021364	2700969	4021365	2700970	2700971	4022328	2700972	2700973	4022329	4022330
	€ U.	1	1	1	1	1	1	1	1	1	1	1	1	1	1	1
AISI 316L	Ref.	4016373**	4016374**	4022326	4016375	4016376	4021680	4016377	4021649	4016378	4016379	4022327	4016380	4016381	4016382	4022331
	€ U.	1	1	1	1	1	1	1	1	1	1	1	1	1	1	1
Especificaciones técnicas | Technical specifications | *Spécifications techniques*																
	□ A	330	350	360	375	380	380	400	400	430	450	480	500	550	600	650

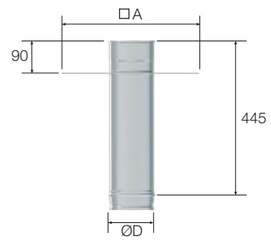

Soporte forjado SP - DP | SW - DW Ceiling support | *Plaque plancher SP - DP*

	ØD mm	80	100	110	125	130	139	150	153	180	200	230	250	300	350	400
AISI 304	Ref.	4013071	4015135	-	4013970	4009216	-	4007590	-	4007591	4007592	-	4011056	4015137	4015138	4015170
	€ U.	1	1	-	1	1	-	1	-	1	1	-	1	1	1	1
AISI 316L	Ref.	4700730**	4016395**	-	4016396	4016399	-	4016400	-	4016401	4016402	-	4016403	4016253	4016256	4015171
	€ U.	1	1	-	1	1	-	1	-	1	1	-	1	1	1	1
Especificaciones técnicas | Technical specifications | *Spécifications techniques*																
	□ A	330	350	360	375	380	380	400	400	430	450	480	500	550	600	-

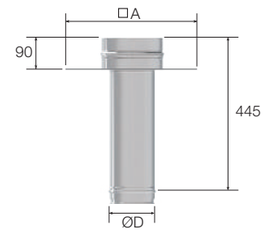

SP
Ø80-400

Simple Pared | Single Wall | *Simple Paroi*

fabricado en: | made of: | *fabriquée en:* | **AISI 304 & AISI 316L 2R** (Brillante | Bright | *Brillant*)

Referencia / Reference / *Référence*	Ref.	4020318
Precio unidad € / Unit price, € / *Prix unité €*	€ U.	1

Unidad de embalaje / Packaging unit / *Unités par emballage*

** ø80 - 100 — Junta incluida. Gasket included. *Joint inclus.* x1

Soporte / Support / *Support*

Soporte mural intermedio | Intermediate wall support | *Support mural intermédiaire* *

ØD mm		80	100	110	125	130	139	150	153	180	200	230	250	300	350	400
AISI 304	Ref.	4020313	4020315	4022425	4020316	4020317	4022426	4020318	4022427	4020319	4020320	4022429	4020321	4020322	4020323	4020324
	€ U.	1	1	1	1	1	1	1	1	1	1	1	1	1	1	1
AISI 316L	Ref.	4023689**	4023690**	4023691	4023692	4023693	4023694	4023695	4023696	4023697	4023698	4023699	4023700	4023701	4023702	4023703
	€ U.	1	1	1	1	1	1	1	1	1	1	1	1	1	1	1
Especificaciones técnicas | Technical specifications | *Spécifications techniques*																
A		115	135	145	160	165	174	185	188	213	233	263	283	333	383	433
B		195	215	225	240	245	254	265	268	293	313	343	363	413	463	513

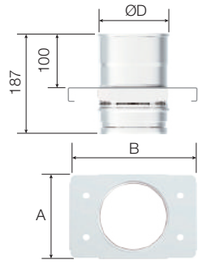

* **No incluye escuadras.**
Escoger modelo en pág. 32
Brackets not included.
Choose model on page 32
Supports no compris.
Choisissez le modèle, page 32

Terminal obra / Terminal / *Solin toit*

Terminal obra ventilado con collarín | Ventilated end piece with storm collar | *Solin toit plat ventilé avec collerette*

ØD mm		80	100	110	125	130	139	150	153	180	200	230	250	300	350	400
AISI 304	Ref.	4019701	4019705	4019707	4020159	4019708	4022434	4019709	4022437	4019710	4019711	4020160	4019712	4019713	4019714	4019728
	€ U.	1	1	1	1	1	1	1	1	1	1	1	1	1	1	1
Especificaciones técnicas | Technical specifications | *Spécifications techniques*																
□ A		395	395	395	395	395	395	395	395	450	450	450	495	495	495	-
ØDp		125	145	145	170	175	195	195	195	222	242	272	292	342	392	-

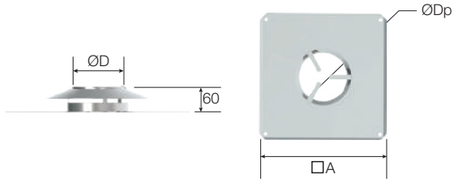

Terminal obra | End piece | *Solin toit*

ØD mm		80	100	110	125	130	139	150	153	180	200	230	250	300	350	400
AISI 304	Ref.	4020097	4020098	4020099	4022440	4020100	4022430	4020101	4022432	4020102	4020103	4022433	4020104	4020105	4020106	4019729
	€ U.	1	1	1	1	1	1	1	1	1	1	1	1	1	1	1
Especificaciones técnicas | Technical specifications | *Spécifications techniques*																
□ A		390	390	390	390	390	390	390	390	390	450	450	495	495	595	695

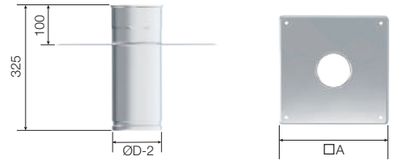

Sombrero / Cap / *Chapeau*

Sombrero antilluvia | Rain cap | *Chapeau pare-pluie*

ØD mm		80	100	110	125	130	139	150	153	180	200	230	250	300	350	400
AISI 304	Ref.	2700476	2700045	4022481	4013733	2700132	4021379	2700200	4021382	2700251	2700309	4011596	2700369	2700414	2700586	2700880
	€ U.	1	1	1	1	1	1	1	1	1	1	1	1	1	1	1
AISI 316L	Ref.	4600330**	4600331**	4022482	4016429	4016430	4021654	4014987	4021658	4016431	4014988	4020676	4014989	4015435	4016432	4016433
	€ U.	1	1	1	1	1	1	1	1	1	1	1	1	1	1	1
AISI 316L*	Ref.	4016850	4016851	-	4016852	4016853	-	4016854	-	4016855	4016856	-	4016857	4016858	-	-
	€ U.	1	1	-	1	1	-	1	-	1	1	-	1	1	-	-
Especificaciones técnicas | Technical specifications | *Spécifications techniques*																
V		106	106	106	106	106	106	106	106	106	106	106	143	143	143	143
ØDp		250	250	250	300	300	300	300	300	350	350	400	450	500	550	600

*Opción antipájaros
*Bird guard option
**Option anti-volatile*

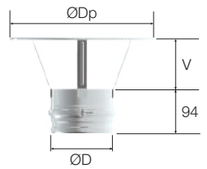

Sombrero antiretorno | Non-return cap | *Chapeau anti-refoulement*

ØD mm		80	100	110	125	130	139	150	153	180	200	230	250	300	350	400
AISI 304	Ref.	2700477	2700046	4022483	4013909	2700133	4021380	2700201	4021383	2700252	2700310	4011751	2700370	4010181	2700882	2700595
	€ U.	1	1	1	1	1	1	1	1	1	1	1	1	1	1	1
AISI 316L	Ref.	4600320**	4600321**	4022484	4016439	4016440	4021662	4016441	4021659	4016442	4016443	4022487	4016444	4016445	4016446	4016447
	€ U.	1	1	1	1	1	1	1	1	1	1	1	1	1	1	1
Especificaciones técnicas | Technical specifications | *Spécifications techniques*																
U		142	142	142	142	142	142	142	142	142	200	200	200	200	200	200
H		235	235	235	235	235	235	235	235	235	293	293	293	293	293	293
ØDp		180	200	210	230	230	240	250	250	280	350	380	400	450	500	550

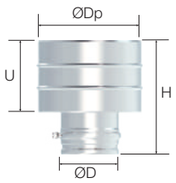

Sombrero giratorio | Wind directional cap | *Chapeau aspirateur*

ØD mm		80	100	110	125	130	139	150	153	180	200	230	250	300	350	400
AISI 304	Ref.	-	-	-	4013734	2500319	4021418	2500320	4021419	2500321	2500322	-	2500323	2700415	2700437	-
	€ U.	-	-	-	1	1	1	1	1	1	1	-	1	1	1	-
Especificaciones técnicas | Technical specifications | *Spécifications techniques*																
L		-	-	-	330	330	330	350	350	350	400	-	400	420	490	-
H		-	-	-	415	415	415	435	435	435	485	-	485	505	575	-
ØA		-	-	-	175	175	175	205	205	205	250	-	250	260	290	-

Unión para tubo Simple Pared
Single-wall piping connection
Raccord pour tuyau Simple Paroi

SP
Ø80-400

Simple Pared | Single Wall | *Simple Paroi*

fabricado en: | made of: | *fabriquée en:* | **AISI 304 & AISI 316L 2R** (Brillante | Bright | *Brillant*)

Referencia / Reference / *Référence* — Ref. 3034036
Precio unidad € / Unit price, € / *Prix unité €* — € U. 1
Unidad de embalaje / Packaging unit / *Unités par emballage*

** ø80 - 100 — Junta incluida. Gasket included. *Joint inclus.* x1

Sombrero / Cap / *Chapeau*

Sombrero giratorio universal | Universal wind-directional cap | *Chapeau aspirateur universel*

ØD mm		80	100	110	125	130	139	150	153	180	200	230	250	300	350	400
AISI 304	Ref.	-	-	-	-	3032088	-	3034036	-	3034041	3034042	-	3034043	3034044	3034045	-
	€ U.	-	-	-	-	1	-	1	-	1	1	-	1	1	1	-

Especificaciones técnicas | Technical specifications | *Spécifications techniques*

H	-	-	-	-	330	-	350	-	350	400	-	400	420	490	-
ØA	-	-	-	-	175	-	205	-	205	250	-	250	260	290	-

Unión para tubo liso.
Smooth piping connection.
Raccord pour tuyau lisse.

Sombrero salida libre | Outlet cone | *Cône de finition*

ØD mm		80	100	110	125	130	139	150	153	180	200	230	250	300	350	400
AISI 304	Ref.	2700479	2700048	4022485	4013736	2700134	4021381	2700202	4021385	2700253	2700311	4022488	2700371	2700593	2700438	4007438
	€ U.	1	1	1	1	1	1	1	1	1	1	1	1	1	1	1
AISI 316L	Ref.	4600340**	4600341**	4022486	4016455	4014504	4021683	4015048	4021660	4016456	4014368	4022489	4013701	4015042	4013101	4016457
	€ U.	1	1	1	1	1	1	1	1	1	1	1	1	1	1	1



Sombrero salida vertical | Vertical outlet cap | *Chapeau sortie verticale*

ØD mm		80	100	110	125	130	139	150	153	180	200	230	250	300	350	400
AISI 304	Ref.	4040062	4040063	-	4040065	4040066	-	2700659	-	2700658	2700657	-	2700656	4011811	4015665	4019424
	€ U.	1	1	-	1	1	-	1	-	1	1	-	1	1	1	1
AISI 316L	Ref.	4040069**	4040070**	-	4040072	4040073	-	4016477	-	4016478	4016480	-	4016481	4016482	4016483	4040077
	€ U.	1	1	-	1	1	-	1	-	1	1	-	1	1	1	1

Especificaciones técnicas | Technical specifications | *Spécifications techniques*

L	326							326				493			
H	78	88	88	90	90	90	90	90	95	150	153	179	185	239	255

Sombrero salida horizontal | Horizontal outlet cap | *Chapeau sortie horizontale* **500 mm**

ØD mm		80	100	110	125	130	139	150	153	180	200	230	250	300	350	400
AISI 304	Ref.	2700478	2700047	4023531	4013735	4007269	4021386	4040060	-	-	-	-	-	-	-	-
	€ U.	1	1	1	1	1	1	1	-	-	-	-	-	-	-	-
AISI 316L	Ref.	4600350**	4016484**	4023533	4016485	4016486	4021661	4040061	-	-	-	-	-	-	-	-
	€ U.	1	1	1	1	1	1	1	-	-	-	-	-	-	-	-



Sombrero pico flauta | Flute peak cap | *Chapeau de flûte*

ØD mm		80	100	110	125	130	139	150	153	180	200	230	250	300	350	400
AISI 316L	Ref.	4007540**	4007541**	-	4007543	4007544	-	4007546	-	4007548	4010230	-	4014635	4012570	4020915	4007550
	€ U.	1	1	-	1	1	-	1	-	1	1	-	1	1	1	1

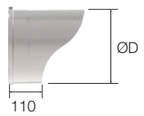

Junta / Gasket / *Joint*

Junta silicona | Silicone gasket | *Joint silicone* **200º**

ØD mm		80	100	110	125	130	139	150	153	180	200	230	250	300	350	400
Ref.		5003948	5003950	5004278	5003951	5003951	5004351	5003952	5003952	5003953	5003954	5003956	5003957	5003958	5003959	5003960
€	U.	10	10	10	10	10	10	10	10	10	10	10	10	5	5	5

Junta cerámica autoadhesiva | Self-adhesive ceramic gasket | *Joint autoadhésif en céramique* **600º**

Ref.		2053351
€	m.	1

Especificaciones técnicas | Technical specifications | *Spécifications techniques*

Ø m	80	100	110	125	130	139	150	153	180	200	230	250	300	350	400
m (desarrollo | unfolding | *déroulage*)	0,25	0,31	0,35	0,39	0,41	0,44	0,47	0,48	0,57	0,63	0,72	0,79	0,94	1,10	1,26

Lubricante silicona | Silicone lubricant | *Graisse silicone*

150ml

Ref.		5002932
€	U.	1

Rosetón blanco | White Rosette | *Rosace blanche* **EPDM**

	80	100	125
Ref.	5005897	5005899	2700131
€ U.	1	1	1

SP

Ø80-400

Simple Pared | Single Wall | *Simple Paroi*

fabricado en: | made of: | *fabriquée en:* | **AISI 316L 2R** (Brillante | Bright | *Brillant*)

** ø80 - 100 — Junta incluida. Gasket included. *Joint inclus.* — x1

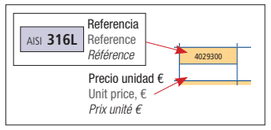

Aumento
Augmentation adapter
Augmentation

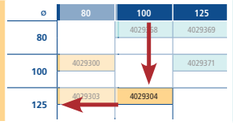

Reducción
Reduction Adapter
Réduction

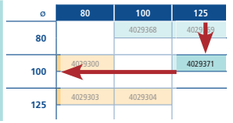

ROSS®

Aumento - Reducción | Augmentation adapter · Reduction adapter | *Augmentation · Réduction*

Ø	80	100	110	125	130	139	150	153	180	200	230	250	300	350	400
80		4022589**	4022591	4022598	4022607										
100	4600404**		4022590	4022596	4015436	4022625	4022631	4022647	4022658						
110	4022510	4022513		4022593	4022602	4022623	4022629	4022643	4022657						
125	4020560	4022514	4022517		4022599	4022620	4022628	4022640	4022655	4022663					
130	4014505	4015045	4022520	4018342		4022615	4015653	4022639	4022651	4022662	4022674				
139	4022511	4022515	4022523	4022527	4022532		4022627	4022637	4022650	4022661	4022673				
150	4017721	4022516	4022525	4022528	4022533	4022556		4022634	4015654	4022660	4022671	4018425			
153		4022552	4022526	4022529	4022553	4022558	4022563		4022649	4022659	4022670	4022680			
180				4022530	4022554	4022560	4022564	4022567		4015655	4022668	4022678			
200				4022531	4022555	4022562	4015882	4022568	4022571		4022664	4015656	4022683		
230								4022569	4022572	4022575		4022676	4022681		
250							4022566	4022570	4022573	4022276	4022578		4015657	4022694	4022685
300									4022574	4022576	4022579	4022581		4022687	4022686
350										4022577	4022580	4022582	4022583		4022697
400												4009573	4011762	4008962	

Reducción
Reduction Adapter
Réduction

Aumento
Augmentation Adapter
Augmentation

Unidad por embalaje: | Unit per package : | *Unité par emballage :* **1**

ØDs mm \ ØDi mm	80	100	110	125	130	139	150	153	180	200	230	250	300	350	400
	L = mm														
80		141	159	187	197										
100	141		110	150	159	176	197	202	248						
110	159	110		110	110	110	178	184	230						
125	187	150	110		110	110	150	156	202	240					
130	197	159	110	110		110	141	146	193	230	286				
139	213	176	110	110	110		110	110	176	213	270				
150	234	197	178	150	110	110		110	155	193	249	286			
153		202	184	156	110	110	110		110	187	244	281			
180				202	193	176	155	110		141	197	234			
200				240	230	213	193	187	141		160	197	290		
230								244	197	160		141	234		
250							286	281	234	197	141		197	290	383
300									328	290	234	197		234	287
350										383	327	290	234		197
400												383	292	197	

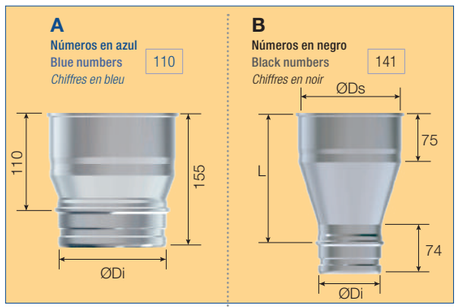

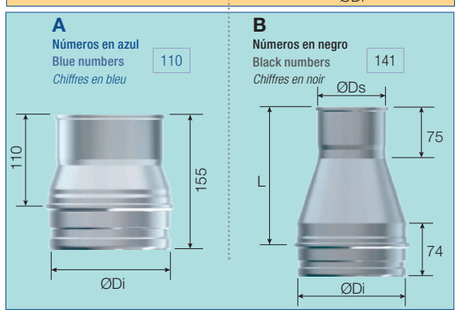

Aumento y reducción excéntrica | Eccentric augmentation adapter and reduction adapter | *Augmentation et réduction excentrées*

Ø	80	100	110	125	130	139	150	153	180	200	230	250	300	350	400
80		4029179**	4029180	4029182	4029183	4029184	4029185								
100	4028780**			4029186	4029187	4029190	4029192	4029193	4029194						
110	4029062			4029195	4029196	4029199	4029200	4029203	4029206						
125	4029063	4029067	4029079			4029209	4029210	4029211	4029212	4029213					
130	4029064	4029068	4029081			4029214	4029215	4029216	4029217	4029218					
139	4029065	4029069	4029082	4029087	4029092		4029219	4029221	4029222	4029223					
150	4029066	4029070	4029084	4029088	4029093	4029117			4029224	4029225	4029226	4029227			
153		4029071	4029085	4029089	4029113	4029119			4029228	4029229	4029230	4029231			
180		4029073	4029086	4029090	4029115	4029120	4029123	4029129		4029232	4029233	4029234			
200				4029091	4029116	4029121	4029124	4029130	4029136		4029235	4029236	4029237		
230							4029125	4029133	4029137	4029139		4029239	4029240		
250							4029126	4029134	4029138	4029140	4029145		4029242	4029243	4029244
300										4029142	4029146	4029148		4029245	4029246
350										4029144	4029147	4029173	4029176		4029247
400												4029175	4029177	4029178	

Reducción
Reduction Adapter
Réduction

Aumento
Augmentation Adapter
Augmentation

Unidad por embalaje: | Unit per package : | *Unité par emballage :* **1**

ØDs mm \ ØDi mm	80	100	110	125	130	139	150	153	180	200	230	250	300	350	400
	L = mm														
80		121	129	147	147	155	164								
100	121			125	129	137	147	149	171						
110	129			117	121	129	138	141	162						
125	147	125	117		147	116	125	128	149	167					
130	147	129	121	147		147	121	123	145	162					
139	155	137	129	116	147		116	116	137	155					
150	164	147	138	125	121	147			128	145	171	188			
153		149	141	128	123	116			125	142	169	186			
180		171	162	149	145	137	128	125		121	147	164			
200				167	162	155	145	142	121		130	147	190		
230							171	169	147	130		121	164		
250							188	186	164	147	121		147	190	233
300										190	164	147		147	207
350										233	207	190	147		147
400												233	207	147	

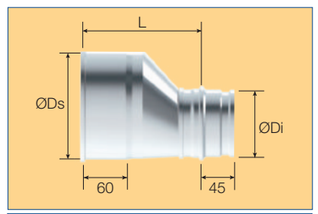

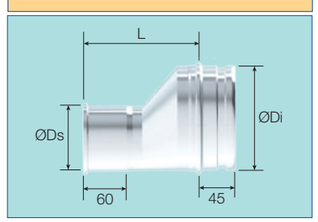

Simple Pared | Single Wall | *Simple Paroi*

fabricado en: | made of: | *fabriquée en:* | **AISI 304**

Referencia Reference *Référence*	Ref.	2500039	Unidad de embalaje Packaging unit *Unités par emballage*
Precio unidad € Unit price, € *Prix unité €*	€ U.	6	

ROSS

Abrazadera mural interior | Interior wall bracket | *Collier support mural intérieur* *

ØD mm		80	100	110	125	130	139	150	153	180	200	230	250	300	350	400
AISI 304	Ref.	2500046	2500037	5003875	4013902	2500038	5004394	2500039	2500039	2500040	2500041	5001351	2500042	2500043	2500510	2500044
	€ U.	6	6	6	6	6	6	6	6	6	6	2	2	2	2	2
Especificaciones técnicas | Technical specifications | *Spécifications techniques*																
	A	120	120	120	150	150	150	150	150	190	190	190	230	230	300	300

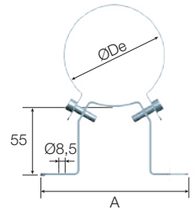

* **Opción regulable: añadir Prolongación mural (ver página 90)**
Adjustable option: add Wall extension (see page 90)
Option réglable: ajouter Rallonge murale (voir page 90)

Abrazadera pared regulable | Adjustable wall bracket | *Collier mural réglable*

ØD mm		80	100	110	125	130	139	150	153	180	200	230	250	300	350	400
AISI 304	Ref.	4600700	4600701	5003876	4600702	4600707	5004396	4600703	4600703	4600705	4600704	4600708	4600706	4600709	4600710	4600711
	€ U.	1	1	1	1	1	1	1	1	1	1	1	1	1	1	1
Especificaciones técnicas | Technical specifications | *Spécifications techniques*																
	A	156	156	156	186	186	186	186	186	226	226	226	266	266	336	336

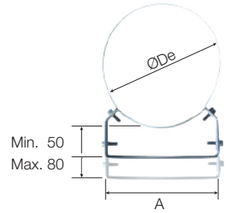

Abrazadera atornillar | Screwed bracket | *Collier à vis*

ØD mm		80	100	110	125	130	139	150	153	180	200	230	250	300	350	400
AISI 304	Ref.	2500026	2500023	5003877	4013908	2500024	4021411	2500025	2500025	-	-	-	-	-	-	-
	€ U.	1	1	1	1	1	1	1	1	-	-	-	-	-	-	-

Abrazadera de vientos | Roof brace band | *Collier pour hauban*

ØD mm		80	100	110	125	130	139	150	153	180	200	230	250	300	350	400
AISI 304	Ref.	2700467	2700035	4019537	4013907	2700121	4021410	2700190	2700190	2700241	2700295	2700214	2700354	2700403	2700323	2700418
	€ U.	3	3	3	3	3	3	3	3	3	3	1	1	1	1	1

Abrazadera de unión tornillo | Connection bracket, screwed | *Collier de fixation à vis*

ØD mm		80	100	110	125	130	139	150	153	180	200	230	250	300	350	400
AISI 304	Ref.	5003964	5003965	5003966	5004280	5003967	5004352	5003968	5004353	5003969	5003970	5003971	5003972	5003973	5003974	5003975
	€ U.	10	10	10	10	10	10	10	10	10	10	10	10	5	5	5

Abrazadera descenso | Chimney-lowering bracket | *Collier de descente*

ØD mm		80	100	110	125	130	139	150	153	180	200	230	250	300	350	400
AISI 304	Ref.	4035095	4035096	-	4035111	4035097	-	4035098	4035098	4035099	4035100	4035101	4035102	4035103	4035104	4035105
	€ U.	1	1	-	1	1	-	1	1	1	1	1	1	1	1	1

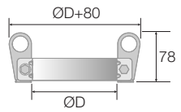

Abrazadera araña | Spider bracket | *Bride araignée*

ØD mm		80	100	110	125	130	139	150	153	180	200	230	250	300	350	400
AISI 304	Ref.	4008372	4018448	4018693	4018695	4013533	4021417	4009721	4009721	4012491	4016687	4027251	4025629	4016411	4016412	4016414
	€ U.	1	1	1	1	1	1	1	1	1	1	1	1	1	1	1

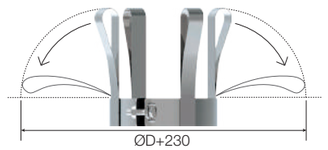

Abrazadera forjado | Ceiling bracket | *Collier support plancher*

ØD mm		80	100	110	125	130	139	150	153	180	200	230	250	300	350	400
AISI 304	Ref.	4022020	4022021	4022022	4028373	4022023	4022024	4022025	4022025	4022027	4011861	5001470	5001471	5001456	5001472	5001473
	€ U.	1	1	1	1	1	1	1	1	1	1	1	1	1	1	1

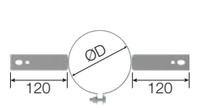

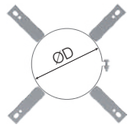

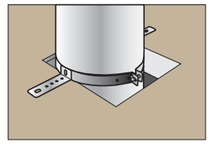

Abrazadera forjado reforzada | Reinforced ceiling bracket | *Collier support plancher renforcé*

ØD mm		80	100	110	125	130	139	150	153	180	200	230	250	300	350	400
AISI 304	Ref.	-	-	-	4028374	4026828	-	9023220	-	4026934	9023221	4026829	4023222	4023223	4023224	4023225
	€ U.	-	-	-	1	1	-	1	-	1	1	1	1	1	1	1
Especificaciones técnicas | Technical specifications | *Spécifications techniques*																
	A	-	-	-	103	103	-	103	-	103	103	103	103	138	138	138
	B	-	-	-	250	250	-	250	-	250	250	250	250	300	300	300

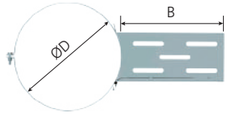

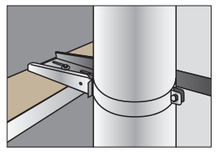

Simple Pared | Single Wall | *Simple Paroi*

fabricado en: | made of: | *fabriquée en:* | **AISI 304**

Referencia Reference *Référence*	Ref.	4600721	Unidad de embalaje Packaging unit *Unités par emballage*
Precio unidad € Unit price, € *Prix unité €*	€ U.	1	

Soporte pared regulable | Adjustable wall support | *Support mural réglable*

	ØD mm	80	100	110	125	130	139	150	153
AISI 304	Ref.	4600718	4600719	-	4600720	4600725	-	4600721	-
	€ U.	1	1	-	1	1	-	1	-
Especificaciones técnicas | Technical specifications | *Spécifications techniques*									
	A	133	153	-	178	183	-	203	-
	B	190	210	-	234	240	-	260	-

180	200	230	250	300	350	400
4600722	4600723	4600726	4600724	4600727	4600728	4600729
1	1	1	1	1	1	1
232	252	282	302	351	401	452
290	310	340	360	408	458	508

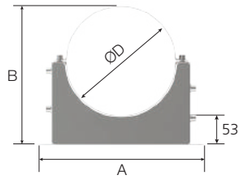

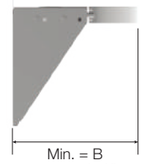

Kit escuadra soporte mural (2 unidades) | Wall-support square kit (2 units) | *Kit équerre support mural (2 unités)*

		Pequeño* Small* *Petit**	Mediano* Medium* *Moyen**	Grande* Large* *Grand**
AISI 304	Ref.	4019925	4019926	4019927
	€ Kit	1	1	1
	L	245	360	515
	H	290	430	610

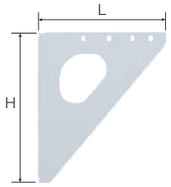

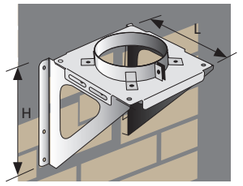

Escuadra con soporte mural
Square with wall support
Équerre avec support mural

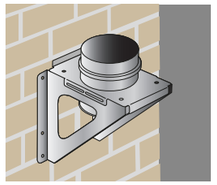

Escuadra con soporte mural intermedio
Square with intermediate wall support
Équerre avec support mural intermédiaire

* **Consultar el tamaño adecuado en la pág. 175** | Refer to the appropriate size on page 175 | *Voir la taille appropriée à la p.175*

Soporte mural universal | Universal wall support | *Support mural universel*



	ØD	125	130	150	180	200
AISI 304	Ref.	4028317	4026049	4026050	4026051	4026052
	€ U.	1	1	1	1	1
Especificaciones técnicas | Technical specifications | *Spécifications techniques*						
	A	165	165	185	213	233
	B	245	245	265	293	313

230	250	300	350	400
4026053	4026054	4026059	4026060	4026061
1	1	1	1	1
263	283	333	383	435
343	363	413	463	515

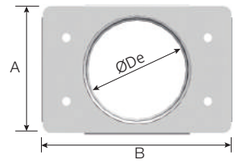

Escuadra reforzada (2 unidades) | Reinforced square (2 units) | *Support renforcé (2 unités)*

	L	500 mm	750 mm	1000 mm
AISI 304	Ref.	5003914	5003915	5003916
	€ U.	1	1	1
Espec. técnicas | Technical specif. | *Spécif. techniques*				
	H	310	470	600

* **Apto para Soporte mural universal e intermedio** | Suitable for universal and intermediate wall supports | *Convient pour le Support mural universel et intermédiaire*

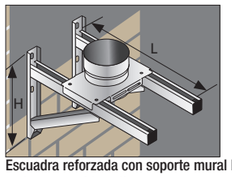

Escuadra reforzada con soporte mural Reinforced square with wall support
Support renforcé avec support mural

Kit fijación reforzado universal (2 unidades) | Universal reinforced fastening kit (2 units) | *Kit fixation renforcé universel (2 unités)*

	1000 mm
Ref.	4026055
€ U.	1

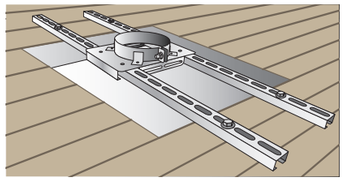

Kit fijación soporte mural universal
Universal wall support fastening kit
Kit de fixation universelle support mural

* **Apto para Soporte mural universal e intermedio** | Suitable for universal and intermediate wall supports | *Convient pour le Support mural universel et intermédiaire*

1 Abrazadera forjado universal | Universal ceiling bracket | *Collier support plancher universel*

	ØD mm	125	130	150	180	200
AISI 304	Ref.	4028318	4026043	4026044	4026045	4026046
	€ U.	1	1	1	1	1

230	250	300	350	400
4026047	4026048	4026080	4026081	4026082
1	1	1	1	1

2 Fijación forjado angular (2 unidades) | Angular forged fixation (2 units) | *Fixation angulaire (2 unités)*

	1000 mm
Ref.	4026057
€ U.	1

3 Kit prolongación forjado | Forged extension kit | *Kit extension étage*

	ØD mm	130	150	180	200	230	250
AISI 304	Ref.	4026038				4026042	
	€ U.	1				1	

1 2 3 **Consultar las diferentes opciones de soporte en la página 175** | For support options, see page 175 | *Pour les options d'assistance, voir page 175.*