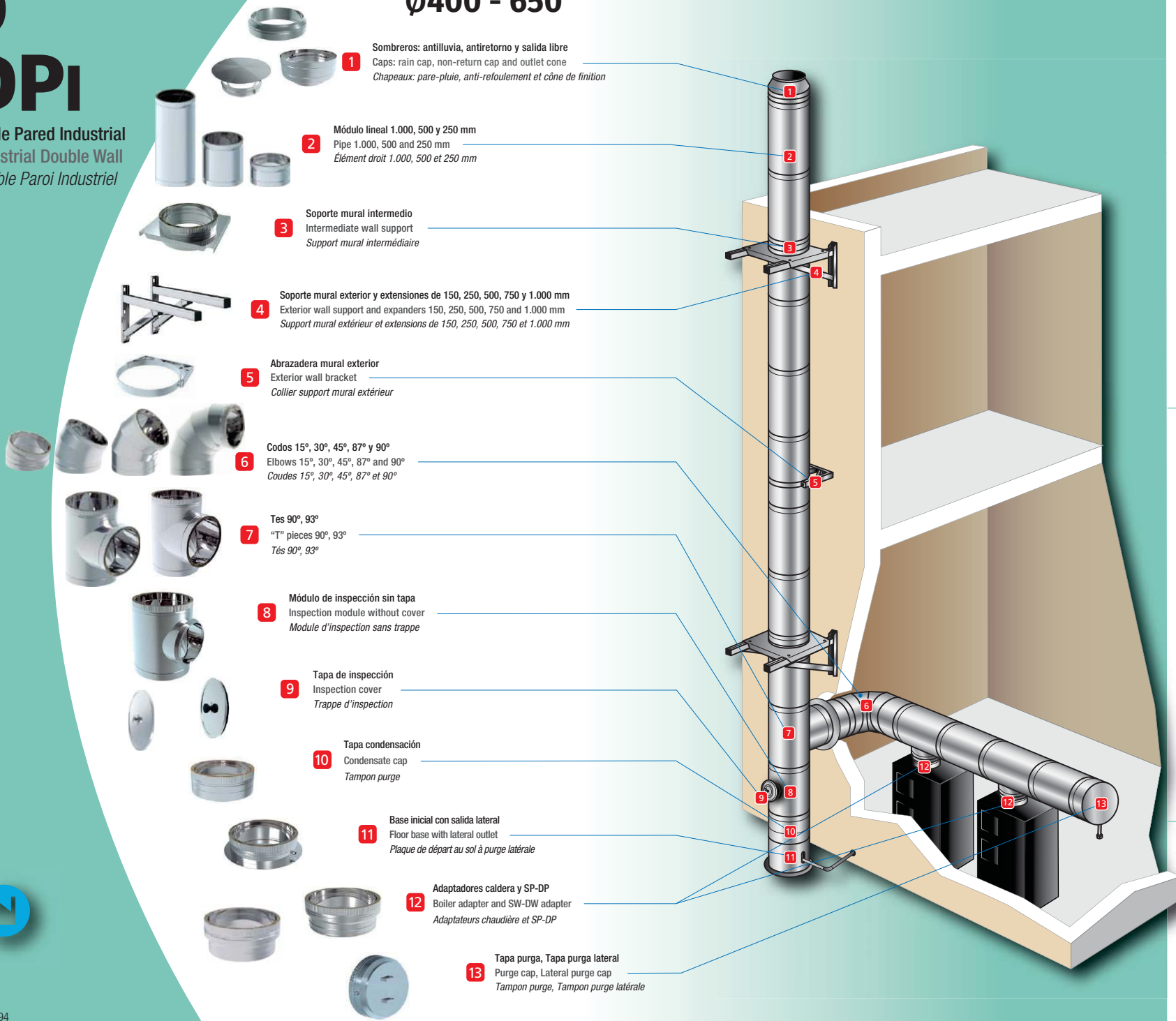


# 9 DPI

Doble Pared Industrial  
Industrial Double Wall  
Double Paroi Industriel

## Ø400 - 650



**1** Sombreros: antilluvia, antiretorno y salida libre  
Caps: rain cap, non-return cap and outlet cone  
*Chapeaux: pare-pluie, anti-refoulement et cône de finition*

**2** Módulo lineal 1.000, 500 y 250 mm  
Pipe 1.000, 500 and 250 mm  
*Élément droit 1.000, 500 et 250 mm*

**3** Soporte mural intermedio  
Intermediate wall support  
*Support mural intermédiaire*

**4** Soporte mural exterior y extensiones de 150, 250, 500, 750 y 1.000 mm  
Exterior wall support and expanders 150, 250, 500, 750 and 1.000 mm  
*Support mural extérieur et extensions de 150, 250, 500, 750 et 1.000 mm*

**5** Abrazadera mural exterior  
Exterior wall bracket  
*Collier support mural extérieur*

**6** Codos 15°, 30°, 45°, 87° y 90°  
Elbows 15°, 30°, 45°, 87° and 90°  
*Coudes 15°, 30°, 45°, 87° et 90°*

**7** Tes 90°, 93°  
"T" pieces 90°, 93°  
*Tés 90°, 93°*

**8** Módulo de inspección sin tapa  
Inspection module without cover  
*Module d'inspection sans trappe*

**9** Tapa de inspección  
Inspection cover  
*Trappe d'inspection*

**10** Tapa condensación  
Condensate cap  
*Tampon purge*

**11** Base inicial con salida lateral  
Floor base with lateral outlet  
*Plaque de départ au sol à purge latérale*

**12** Adaptadores caldera y SP-DP  
Boiler adapter and SW-DW adapter  
*Adaptateurs chaudière et SP-DP*

**13** Tapa purga, Tapa purga lateral  
Purge cap, Lateral purge cap  
*Tampon purge, Tampon purge latérale*

**CE** Especificaciones de acuerdo a la legislación europea en productos de construcción **CPR**  
Specifications according to EU product regulations of construction **CPR**  
*Spécifications Selon la réglementation européenne concernant les produits de construction **CPR***

Esesor del aislante  
Insulation thickness  
*Epaisseur d'isolation* 25 mm  
Lana de roca  
Rock wool  
*Laine de roche*

interior y exterior | inside and outside | intérieur et extérieur  
**AISI 304**  
(1.4301) 2R

**EN 1856-1**  
Ø400-650  
T200 P1 W Vm L20050 O(15)\*  
T200 N1 W Vm L20050 O(15)  
T450 N1 W Vm L20050 O(40)  
T600 N1 W Vm L20050 O(45)  
T600 N1 D Vm L20050 G(70)

interior | inside | intérieur  
**AISI 316L**  
(1.4404) 2R

exterior | outside | extérieur  
**AISI 304**  
(1.4301) 2R

**EN 1856-1**  
Ø400-650  
T200 P1 W Vm L50050 O(15)\*  
T200 N1 W Vm L50050 O(15)  
T450 N1 W Vm L50050 O(40)  
T600 N1 W Vm L50050 O(45)  
T600 N1 D Vm L50050 G(70)

\* Es necesario equipar estos elementos de una junta, consulte la página 101. Para saber el número de juntas, consulte la página 165.

\* It's necessary to equip these elements with a joint, see page 101. For the number of joints, see page 165.

\* Il est nécessaire d'équiper ces éléments d'un joint, voir page 101. Unités de joints par élément, voir page 165.

Para el resto de elementos, la junta es opcional.  
For all other elements, the gasket is optional.  
*Pour tous les autres éléments, le joint est optionnel.*

Módulo lineal y extensible  
Linear and extendable module  
Élément droit et télescopique

**Módulo lineal | Linear module | Élément droit**



		ØDi mm					
		400	450	500	550	600	650
<b>L 1000 mm</b>							
AIISI 304-304	Ref.	4027339	4007145	4032136	4032137	4032138	4032139
	€ U.	1	1	1	1	1	1
AIISI 316L-304	Ref.	4029496	4029649	4029671	4029805	4030010	4030101
	€ U.	1	1	1	1	1	1
<b>L 500 mm</b>							
AIISI 304-304	Ref.	4032126	4032128	4032132	4032133	4032134	4032135
	€ U.	1	1	1	1	1	1
AIISI 316L-304	Ref.	4029497	4029552	4029673	4029809	4030012	4030103
	€ U.	1	1	1	1	1	1
<b>L 250 mm</b>							
AIISI 304-304	Ref.	4032118	4032121	4032122	4032123	4032124	4032125
	€ U.	1	1	1	1	1	1
AIISI 316L-304	Ref.	4029498	4029551	4029672	4029808	4030011	4030102
	€ U.	1	1	1	1	1	1
		ØDe mm					
		450	500	550	600	650	700

**Módulo extensible | Extendable module | Élément télescopique**



		ØDi mm					
		400	450	500	550	600	650
<b>Lmin 500 mm - Lmax 900 mm</b>							
AIISI 304-304	Ref.	4032446	4032447	4032448	4032449	4032450	4032451
	€ U.	1	1	1	1	1	1
AIISI 316L-304	Ref.	4029472	4029535	4029658	4029768	4029979	4030078
	€ U.	1	1	1	1	1	1
<b>Lmin 335 mm - Lmax 565 mm</b>							
AIISI 304-304	Ref.	4032435	4032436	4032441	4032443	4032444	4032445
	€ U.	1	1	1	1	1	1
AIISI 316L-304	Ref.	4029471	4029534	4029657	4029766	4029978	4030077
	€ U.	1	1	1	1	1	1
<b>Lmin 200 mm - Lmax 300 mm</b>							
AIISI 304-304	Ref.	4032452	4032453	4032454	4032459	4032460	4032461
	€ U.	1	1	1	1	1	1
AIISI 316L-304	Ref.	4032462	4032463	4031694	4032464	4032465	4032466
	€ U.	1	1	1	1	1	1

Referencia	Ref.	4032136	Unidad de embalaje
Référence	Ref.	4032136	Packaging unit
Precio unidad €	€ U.	1	Unités par emballage
Unit price, €	€ U.	1	Unités par emballage
Prix unité €	€ U.	1	Unités par emballage

Codo  
Elbow  
Coude

**Codo | Elbow | Coude 15°**

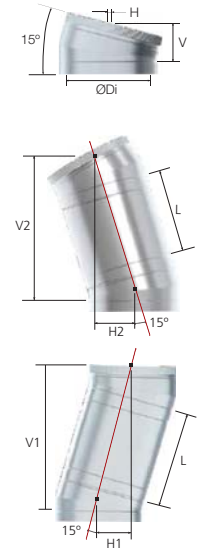


		ØDi mm					
		400	450	500	550	600	650
AIISI 304-304	Ref.	4032574	4032568	4032569	4032571	4032572	4032573
	€ U.	1	1	1	1	1	1
AIISI 316L-304	Ref.	4029465	4029525	4029652	4029754	4029974	4030073
	€ U.	1	1	1	1	1	1

		Especificaciones técnicas   Technical specifications   Spécifications techniques						
		H	30	31	32	33	34	35
		V	269	285	291	298	304	311

		ØDi					
		400	450	500	550	600	650
CDP 15° + CDP 15°	H1	73	75	76	78	80	82
	V1	555	568	581	594	607	620
	H2	132	135	138	142	145	148
CDP 15° + L(250) + CDP 15°	V1	748	761	774	787	800	813
	H2	184	187	190	194	197	200
	V2	776	788	800	813	825	838
CDP 15° + L(500) + CDP 15°	H1	189	191	193	195	196	198
	V1	990	1003	1016	1029	1042	1054
	H2	249	252	255	258	262	265
CDP 15° + L(1000) + CDP 15°	V1	1016	1029	1042	1054	1067	1079
	H1	319	321	322	324	326	327
	V2	1443	1466	1489	1512	1525	1537
CDP 15° + CDP 15°	H1	378	381	384	388	391	394
	V2	1499	1512	1525	1537	1550	1562

CDP: Codo Doble Pared | Double Wall elbow | Coude Double Paroi



**Codo | Elbow | Coude 30°**

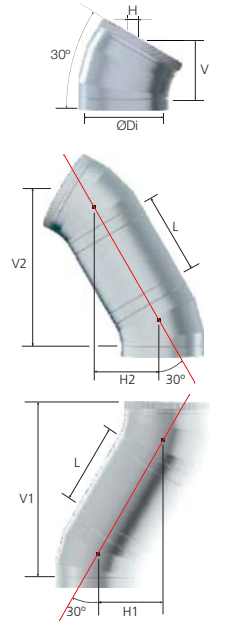


		ØDi mm					
		400	450	500	550	600	650
AIISI 304-304	Ref.	4032575	4032558	4032559	4032560	4032566	4032567
	€ U.	1	1	1	1	1	1
AIISI 316L-304	Ref.	4029466	4029526	4029653	4029755	4029975	4030074
	€ U.	1	1	1	1	1	1

		Especificaciones técnicas   Technical specifications   Spécifications techniques						
		H	89	93	97	100	103	107
		V	383	396	409	421	434	446

		ØDi					
		400	450	500	550	600	650
CDP 30° + CDP 30°	H1	204	211	217	224	231	237
	V1	761	786	811	836	861	886
	H2	361	373	385	398	410	423
CDP 30° + L(250) + CDP 30°	V1	671	693	715	736	758	780
	H1	305	311	317	324	331	337
	V2	935	960	985	1010	1035	1060
CDP 30° + L(500) + CDP 30°	H2	461	473	485	498	510	523
	V1	1062	1083	1104	1126	1148	1169
	H1	430	436	442	449	456	462
CDP 30° + L(1000) + CDP 30°	V1	1151	1176	1201	1226	1251	1276
	H2	586	598	610	623	635	648
	V2	1062	1083	1104	1126	1148	1169
CDP 30° + CDP 30°	H1	680	686	692	699	706	712
	V1	1584	1609	1634	1659	1684	1709
CDP 30° + CDP 30°	H2	836	848	860	873	885	898
	V2	1495	1516	1537	1559	1581	1602

CDP: Codo Doble Pared | Double Wall elbow | Coude Double Paroi



Referencia	Ref.	4032554	Unidad de embalaje
Reference			Packaging unit
Référence			Unités par emballage
Precio unidad €	€ U.	1	
Unit price, €			
Prix unité, €			

Codo  
Elbow  
Coude

### Codo | Elbow | Coude 45°

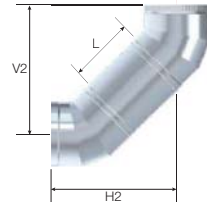
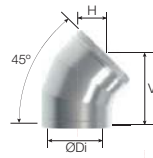
ØDi mm		400	450	500	550	600	650
AISI 304-304	Ref.	2500154	4032552	4032554	4032555	4032556	4032557
€ U.		1	1	1	1	1	1
AISI 316L-304	Ref.	4029467	4029528	4029654	4029756	4029976	4030075
€ U.		1	1	1	1	1	1

Especificaciones técnicas | Technical specifications | Spécifications techniques

	H	89	93	97	100	103	107
V	383	396	409	421	434	446	

ØDi		400	450	500	550	600	650
CDP 45° + CDP 45°	H1	340	354	368	383	398	412
	V1	819	854	889	925	960	995
CDP 45° + L(250) + CDP 45°	H2	553	578	603	628	653	678
	V2	605	630	655	680	705	730
CDP 45° + L(500) + CDP 45°	H1	480	495	510	524	539	554
	V1	959	995	1031	1066	1101	1137
CDP 45° + L(1000) + CDP 45°	H2	694	719	744	769	794	819
	V2	746	771	796	821	846	871
CDP 45° + L(1000) + CDP 45°	H1	657	672	687	701	716	730
	V1	1137	1172	1207	1243	1278	1314
CDP 45° + L(1000) + CDP 45°	H2	871	896	921	946	971	996
	V2	923	948	973	998	1023	1048
CDP 45° + L(1000) + CDP 45°	H1	1010	1025	1040	1055	1069	1084
	V1	1491	1526	1561	1596	1632	1667
CDP 45° + L(1000) + CDP 45°	H2	1225	1250	1275	1300	1325	1350
	V2	1276	1301	1326	1351	1376	1401

CDP: Codo Doble Pared | Double Wall elbow | Coude Double Paroi

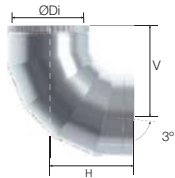


### Codo | Elbow | Coude 87°

ØDi mm		400	450	500	550	600	650
AISI 316L-304	Ref.	4029469	4029530	4029656	4029765	4029977	4030076
€ U.		1	1	1	1	1	1

Especificaciones técnicas | Technical specifications | Spécifications techniques

	H	482	507	532	557	582	607
V	426	451	475	498	522	546	

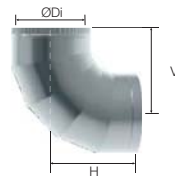


### Codo | Elbow | Coude 90°

ØDi mm		400	450	500	550	600	650
AISI 304-304	Ref.	4025335	4032545	4032548	4032549	4032550	4032551
€ U.		1	1	1	1	1	1

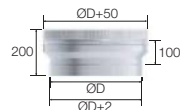
Especificaciones técnicas | Technical specifications | Spécifications techniques

	H	482	507	532	557	582	607
V	438	463	488	513	538	563	



### Adaptador caldera | Boiler adapter | Adaptateur chaudière

ØDi mm		400	450	500	550	600	650
AISI 304-304	Ref.	2500067	4033051	4033052	4033054	4033055	4033056
€ U.		1	1	1	1	1	1
AISI 316L-304	Ref.	4029520	4029521	4029650	4029752	4029964	4030071
€ U.		1	1	1	1	1	1

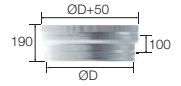


Adaptador  
Adapter  
Adaptateur

### Adaptador SP - DP | SW - DW adapter | Adaptateur SP - DP



ØDi mm		400	450	500	550	600	650
AISI 304-304	Ref.	4027340	4029558	4029678	4029817	4030015	4030106
€ U.		1	1	1	1	1	1
AISI 316L-304	Ref.	4028927	4029616	4029705	4029865	4030044	4030134
€ U.		1	1	1	1	1	1

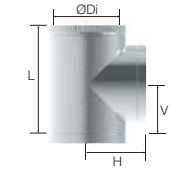


Te y Tapa  
"T" Piece and Cover  
Té et Tampon

### Te sin tapa | "T" Piece without cover | Té sans tampon 90°



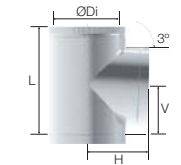
ØDi mm		400	450	500	550	600	650
AISI 304-304	Ref.	4029494	4029549	4029665	4029790	4030008	4030099
€ U.		1	1	1	1	1	1
Especificaciones técnicas   Technical specifications   Spécifications techniques							
L	700	750	800	850	900	950	
H	295	320	345	370	395	420	
V	350	375	400	425	450	475	



### Te sin tapa | "T" Piece without cover | Té sans tampon 93°



ØDi mm		400	450	500	550	600	650
AISI 316L-304	Ref.	4029495	4029550	4029669	4029803	4030009	4030100
€ U.		1	1	1	1	1	1
Especificaciones técnicas   Technical specifications   Spécifications techniques							
L	700	750	800	850	900	950	
H	270	295	320	345	370	395	
V	306	331	356	381	406	431	



### Te sin tapa | "T" Piece without cover | Té sans tampon 135°




ØDi mm		400	450	500	550	600	650
AISI 304-304	Ref.	4033751	4033753	4033754	4033755	4033756	4033757
€ U.		1	1	1	1	1	1
AISI 316L-304	Ref.	4033783	4033784	4033785	4033786	4033787	4033788
€ U.		1	1	1	1	1	1
Especificaciones técnicas   Technical specifications   Spécifications techniques							
L	650	700	750	800	900	950	
H	436	464	492	519	583	611	
V	178	189	201	213	238	251	



### Tapa | Cap | Tampon




ØDi mm		400	450	500	550	600	650
AISI 316L-304	Ref.	4029491	4029540	4029666	4029784	4030005	4030091
€ U.		1	1	1	1	1	1



### Tapa purga | Condensate cap | Tampon récupérateur condensats



ØDi mm		400	450	500	550	600	650
AISI 316L-304	Ref.	4029489	4029539	4029664	4029783	4030001	4030089
€ U.		1	1	1	1	1	1
Especificaciones técnicas   Technical specifications   Spécifications techniques							
H	94	113	139	163	187	212	



Adaptador  
Adapter  
Adaptateur


Referencia	Ref.	4040311	Unidad de embalaje
Reference	Ref.	4040311	Packaging unit
Precio unidad €	€ U.	1	Unidades por embalaje
Unit price, €	€ U.	1	Units per packaging
Prix unité €	€ U.	1	Unités par emballage

Tapa  
Cover  
Tampon

**Tapa purga lateral | Lateral Condensate cap | Tampon récupérateur condensats latéral**



ØDi mm		400	450	500	550	600	650
AISI 316L-304	Ref.	4040309	4040310	4040311	4040312	4040313	4040314
€ U.		1	1	1	1	1	1
Especificaciones técnicas   Technical specifications   Spécifications techniques							
	H	133	158	184	208	232	257



Módulo de inspección, purga, base y control de gases  
Inspection, purge, base and gas control module  
Module d'inspection, purge, base et contrôle du gaz

**Módulo de inspección sin tapa | Inspection module without cap | Module inspection sans trappe**



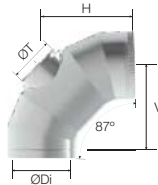
ØDi mm		400	450	500	550	600	650
AISI 304-304	Ref.	4040308	4040315	4040316	4040317	4040318	4040319
€ U.		1	1	1	1	1	1
AISI 316L-304	Ref.	4029473	4029536	4029659	4029772	4029980	4030079
€ U.		1	1	1	1	1	1



**Codo inspección sin tapa | Inspection elbow without cap | Coude inspection sans trappe 87°**



ØDi mm		400	450	500	550	600	650
AISI 316L-304	Ref.	4033088	4033091	4033092	4033093	4033094	4033095
€ U.		1	1	1	1	1	1
Especificaciones técnicas   Technical specifications   Spécifications techniques							
	H	563	587	611	634	658	682
	V	624	649	674	699	724	749



**Tapa de inspección | Inspection cover | Trappe d'inspection**

**200°C / 200 Pa**



Resistente a la humedad  
Moisture resistant  
Insensible à l'humidité

ØT mm		300
Ref.	5003272	
€ U.	1	

**450°C / 40 Pa**



Para combustibles sólidos  
For solid fuels  
Pour combustibles solides

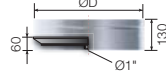
ØT mm		300
Ref.	5003398	
€ U.	1	

Fijación al suelo  
Floor fastening  
Fixation au sol

**Tapa condensación | Condensate cap | Tampon récupérateur condensats**



ØDi mm		400	450	500	550	600	650
AISI 316L	Ref.	4029492	4029541	4029667	4029785	4030006	4030092
€ U.		1	1	1	1	1	1



**Tubo recortable | Cut-out piping | Élément recoupable**

**500 mm, 1.000 mm**



**1.000 mm**



**500 mm**

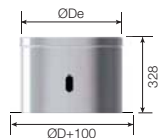
ØDi mm		400	450	500	550	600	650
AISI 304	Ref.	4028614	4040400	4040401	4040402	4040403	4040404
€ U.		1	1	1	1	1	1

ØDi mm		400	450	500	550	600	650
AISI 304	Ref.	4040405	4040406	4040407	4040408	4040409	4040410
€ U.		1	1	1	1	1	1

**Base inicial con salida lateral | Floor base with lateral outlet | Plaque de départ avec sortie latérale**



ØDi mm		400	450	500	550	600	650
AISI 304	Ref.	4028612	4040412	4040413	4040414	4040415	4040416
€ U.		1	1	1	1	1	1
ØDe mm		450	500	550	600	650	700



Módulos analizadores  
Inspection modules  
Modules d'inspection

**Módulo analizador de gas | Gas inspection module | Module d'inspection de gaz**



ØDi mm		400	450	500	550	600	650
AISI 316L-304	Ref.	4040324	4040331	4040332	4040333	4040334	4040335
€ U.		1	1	1	1	1	1



**Módulo analizador de gas y temperatura | Gas and temperature inspection module | Module d'inspection de gaz et température**



ØDi mm		400	450	500	550	600	650
AISI 316L-304	Ref.	4040411	4040341	4040342	4040343	4040344	4040345
€ U.		1	1	1	1	1	1

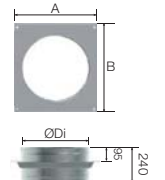


Soporte  
Support  
Support

**Soporte mural intermedio | Intermediate wall support | Support mural intermédiaire**



ØDi mm		400	450	500	550	600	650
AISI 304-304	Ref.	4040425	4040356	4040357	4040358	4040359	4040360
€ U.		1	1	1	1	1	1
AISI 316L-304	Ref.	4029487	4029538	4029663	4029776	4030000	4030083
€ U.		1	1	1	1	1	1
Especificaciones técnicas   Technical specifications   Spécifications techniques							
	A	435	485	535	585	635	685
	B	515	565	615	665	715	765

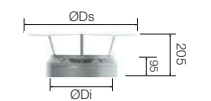


Sombrero  
Cap  
Chapeau

**Sombrero antilluvia | Rain cap | Chapeau pare-pluie**



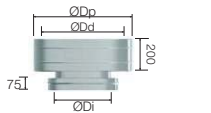
ØDi mm		400	450	500	550	600	650
AISI 304-304	Ref.	4009184	4040361	4040002	4040362	4040363	4040364
€ U.		1	1	1	1	1	1
AISI 316L-304	Ref.	4029483	4029537	4029660	4029773	4029981	4030080
€ U.		1	1	1	1	1	1



**Sombrero antiretorno | Non-return cap | Chapeau anti-refoulement**




ØDi mm		400	450	500	550	600	650
AISI 304-304	Ref.	4040423	4040365	4040366	4040367	4040368	4040369
€ U.		1	1	1	1	1	1
AISI 316L-304	Ref.	4040424	4040370	4040371	4040372	4040373	4040374
€ U.		1	1	1	1	1	1



**Sombrero salida libre | Outlet cone | Cône de finition**



ØDi mm		400	450	500	550	600	650
AISI 304-304	Ref.	4012752	4040375	4040376	4040377	4040378	4040379
€ U.		1	1	1	1	1	1
AISI 316L-304	Ref.	4029485	4012663	4029662	4029775	4029983	4030082
€ U.		1	1	1	1	1	1



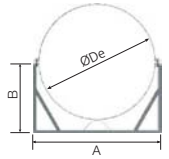


Referencia	Ref.	4031698	Unidad de embalaje
Reference	Ref.	4031698	Packaging unit
Precio unidad €	€ U.	1	Unités par emballage
Unit price, €	€ U.	1	Unités par emballage

Abrazadera  
Bracket  
Bride, Collier

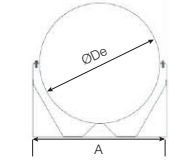
**Abrazadera mural exterior | External wall bracket | Collier support mural extérieur**

ØDi mm		400	450	500	550	600	650
AISI	Ref.	4031696	4031697	4031698	4031699	4031700	4031701
<b>304</b>	€ U.	1	1	1	1	1	1
Especificaciones técnicas   Technical specifications   Spécifications techniques							
	A	503	553	603	653	703	753
	B	276	301	326	351	376	401
ØDe mm		450	500	550	600	650	700



**Abrazadera mural interior | Interior wall bracket | Bride murale intérieur**

ØDi mm		400	450	500	550	600	650
AISI	Ref.	4035019	4035066	4035067	4035068	4035069	4035070
<b>304</b>	€ U.	1	1	1	1	1	1
Especificaciones técnicas   Technical specifications   Spécifications techniques							
	A	405	505	605	405	505	605



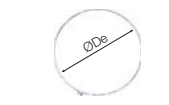
**Abrazadera de vientos | Roof brace band | Collier pour hauban**

ØDi mm		400	450	500	550	600	650
AISI	Ref.	4014608	4014609	4014610	4014611	4014612	4014613
<b>304</b>	€ U.	1	1	1	1	1	1



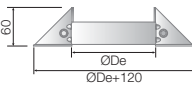
**Abrazadera unión ancha | Wide connection bracket | Collier de fixation large**

ØDi mm		400	450	500	550	600	650
AISI	Ref.	5005567	5005568	5005569	5005570	5005571	5005572
<b>304</b>	€ U.	1	1	1	1	1	1



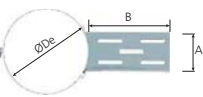
**Abrazadera forjado universal | Universal ceiling bracket | Collier support plancher universel**

ØDi mm		400	450	500	550	600	650
AISI	Ref.	4040131	4040132	4040133	4040134	4040215	4040216
<b>304</b>	€ U.	1	1	1	1	1	1



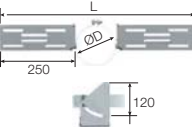
**Abrazadera forjado reforzada | Reinforced ceiling bracket | Collier support plancher renforcé**

ØDi mm		400	450	500	550	600	650
AISI	Ref.	4023226	4026831	4026832	4026833	4026834	4026835
<b>304</b>	€ U.	1	1	1	1	1	1
Especificaciones técnicas   Technical specifications   Spécifications techniques							
	A	138	173	173	173	173	173
	B	300	350	350	350	350	350



**Soporte a techo regulable | Adjustable roof support | Support au toit réglable**

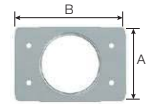
ØDi mm		400	450	500	550	600	650
AISI	Ref.	4040054	4040055	4040056	4040057	4040058	4040059
<b>304</b>	€ U.	1	1	1	1	1	1
Especificaciones técnicas   Technical specifications   Spécifications techniques							
	L	955	1005	1055	1105	1155	1205



**Soporte mural universal | Universal wall support | Support mural universel**



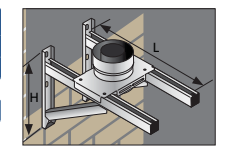
ØDi mm		400	450	500	550	600	650
AISI	Ref.	4026062	4026063	4026064	4026066	4026067	4026069
<b>304</b>	€ U.	1	1	1	1	1	1
Especificaciones técnicas   Technical specifications   Spécifications techniques							
	A	485	535	585	635	685	735
	B	565	615	665	715	765	815



**Escuadra reforzada (2 unidades) | Reinforced square (2 units) | Support renforcé (2 unités)**



L	500 mm	750 mm	1000 mm
Ref.	5003914	5003915	5003916
€ U.	1	1	1
Especific. técnicas   Technical specific.   Spécific. techniques			
H	310	470	600

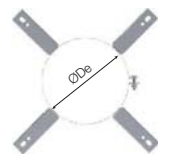


Escuadra reforzada con soporte mural  
Reinforced square with wall support  
Support renforcé avec support mural

**Abrazadera forjado | Ceiling bracket | Collier support plancher**



ØDi mm		400	450	500	550	600	650
AISI	Ref.	5001475	5001476	5001477	5001478	5001479	5001480
<b>304</b>	€ U.	1	1	1	1	1	1



**Fijación forjado angular (2 unidades) | Angular forged fixation (2 units) | Fixation angulaire (2 unités)**

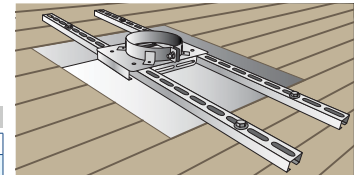


1000 mm	
Ref.	4026057
€ U.	1

**Kit fijación reforzado universal (2 unidades) | Universal reinforced kit (2 units) | Kit fixation renforcé universel (2 unités)**



1000 mm	
Ref.	4026055
€ U.	1



Kit fijación soporte mural universal  
Universal wall support fastening kit  
Kit de fixation universelle support mural

**Junta silicona | Silicone gasket | Joint silicone**



ØDi mm		400	450	500	550	600	650
Ref.		5003960	5005716	5005717	5005718	5005719	5005720
€ U.		5	1	1	1	1	1

Junta  
Gasket  
Joint